

FR. CONCEICAO RODRIGUES COLLEGE OF ENGINEERING

2.3 Number of outgoing/final year students during the year

Index Page

Sr.Number	Title	Page Number
1	B.E. COMP Semester - VIII - MAY 2023	1 TO 16
2	B.E. ECS Semester - VIII - MAY 2023	17 TO 25
3	B.E. MECHANICAL Semester - VIII - MAY 2023	26 TO 35
4	B.E. PRODUCTION Semester - VIII - MAY 2023	36 TO 41



FR. CONCEICAO RODRIGUES COLLEGE OF ENGINEERING

B.E. Semester - VIII - MAY 2023

BRANCH : Computer Engineering

	Regular			A.T.K.T.			Total		
	Male	Female	Total	Male	Female	Total	Male	Female	Total
Total Registered	96	46	142	0	0	0	96	46	142
Absent	1	0	1	0	0	0	1	0	1
P.P.R.	0	0	0	0	0	0	0	0	0
Appeared	95	46	141	0	0	0	95	46	141
Failed	1	0	1	0	0	0	1	0	1
R.C.C.	0	0	0	0	0	0	0	0	0
Passed	94	46	140	0	0	0	94	46	140
Pass %	99	100	99	0	0	0	99	100	99
O (9 & above)	26	26	52	0	0	0	26	26	52
A+ (8 & above)	48	15	63	0	0	0	48	15	63
A (7 & above)	20	4	24	0	0	0	20	4	24
B+ (6 & above)	0	1	1	0	0	0	0	1	1
B (below 6)	0	0	0	0	0	0	0	0	0
R.R.L.E.	2	4	6	0	0	0	2	4	6



[Handwritten Signature]

**FR. CONCEICAO RODRIGUES COLLEGE OF ENGINEERING
(UNIVERSITY OF MUMBAI)
B.E. (COMPUTER) SEMESTER - VIII (CBC 'C' SCHEME 2019) EXAMINATION MAY 2023**

1. Distributed Computing 3. Department Level Optional Course - 6 5. Distributed Computing Lab 7. Department Level Optional Course - 6 Lab
2. Department Level Optional Course - 5 4. Institute Level Optional Course - 2 6. Department Level Optional Course - 5 L8a.bMajor Project - 2

Seat No.	Candidate Name	-PP1-			-PP2-			-PP3-			-PP4-			-PP5-			-PP6-			-PP7-			-PP8-			Total Marks	≥C	≥CG	GPA	Rem.
		TH	IA	Tot	TH	IA	Tot	TH	IA	Tot	TH	IA	Tot	TW	OR	Tot	TW	OR	Tot	TW	PR	Tot	TW	OR	Tot					
		80/32	20/8	100/40	80/32	20/8	100/40	80/32	20/8	100/40	80/32	20/8	100/40	25/10	25/10	50/20	25/10	25/10	50/20	25/10	25/10	50/20	100/40	50/20	150/60					
	Credits			3.			3.			3.			3.			1.			1.			1.			6.		21			
6030 449	/ AMRUTHA SURESHKUMAR SUNITHA GR GP,GP*C	52	17	69	45	12	57	69	17	86	41	16	57	21	20	41	21	20	41	23	23	46	82	45	127	524	21	177	8.43	
		C	O	C	D	C	D	O	O	O	D	O	D	O	O	O	O	O	O	O	O	O	O	O	O					P
				7,21			6,18			10,30			6,18			10,10			10,10			10,10			10,60					
6030 450	/ GINI CHACKO ANJOE GR GP,GP*C	61	20	81	59	19	78	61	20	81	68	19	87	23	22	45	24	22	46	24	24	48	94	48	142	608	21	207	9.86	
		A	O	O	B	O	A	A	O	O	O	O	O	O	O	O	O	O	O	O	O	O	O	O	O					P
				10,30			9,27			10,30			10,30			10,10			10,10			10,10			10,60					
6030 451	HAPPY VARUGHESE CHERIAN MARIAMMA GR GP,GP*C	38	19	57	54	11	65	56	17	73	54	18	72	24	22	46	24	21	45	23	23	46	90	48	138	542	21	177	8.43	
		E	O	D	C	D	C	B	O	B	C	O	B	O	O	O	O	O	O	O	O	O	O	O	O					P
				6,18			7,21			8,24			8,24			10,10			10,10			10,10			10,60					
6030 452	IBIN BABU ANNAMMA GR GP,GP*C	41	15	56	54	08	62	68	18	86	55	15	70	22	22	44	22	20	42	22	22	44	81	44	125	529	21	183	8.71	
		D	A	D	C	P	C	O	O	O	C	A	B	O	O	O	O	O	O	O	O	O	O	O	O					P
				6,18			7,21			10,30			8,24			10,10			10,10			10,10			10,60					
6030 453	/ LINY MATHEW LALY GR GP,GP*C	59	17	76	73	19	92	65	19	84	55	18	73	20	20	40	23	22	45	24	24	48	96	48	144	602	21	201	9.57	
		B	O	A	O	O	O	O	O	O	C	O	B	O	O	O	O	O	O	O	O	O	O	O	O					P
				9,27			10,30			10,30			8,24			10,10			10,10			10,10			10,60					
6030 454	MANOBALA SUBRAMANIAN MARY PUSHPAM GR GP,GP*C	45	15	60	42	14	56	41	20	61	44	14	58	19	18	37	20	21	41	22	22	44	75	43	118	475	21	160	7.62	
		D	A	C	D	B	D	D	O	C	D	B	D	A	B	B	O	O	O	O	O	O	A	O	A					P
				7,21			6,18			7,21			6,18			8,8			10,10			10,10			9,54					
6030 455	ABIDI SYED IRFAN AMJAD RUKHSANA GR GP,GP*C	39	20	59	58	17	75	70	20	90	63	19	82	22	21	43	23	23	46	24	24	48	95	48	143	586	21	195	9.29	
		E	O	D	B	O	A	O	O	O	A	O	O	O	O	O	O	O	O	O	O	O	O	O	O					P
				6,18			9,27			10,30			10,30			10,10			10,10			10,10			10,60					
6030 456	ADAKE PRATHAMESH SAGAR DEEPALI GR GP,GP*C	57	16	73	50	11	61	57	18	75	51	18	69	23	21	44	22	21	43	21	24	45	80	40	120	530	21	183	8.71	
		B	O	B	C	D	C	B	O	A	C	O	C	O	O	O	O	O	O	O	O	O	O	O	O					P
				8,24			7,21			9,27			7,21			10,10			10,10			10,10			10,60					
6030 457	ALMEIDA ALAN ANTHONY ANITA GR GP,GP*C	50	16	66	57	13	70	55	19	74	59	16	75	20	19	39	22	21	43	24	24	48	93	47	140	555	21	185	8.81	
		C	O	C	B	C	B	C	O	B	B	O	A	O	A	A	O	O	O	O	O	O	O	O	O					P
				7,21			8,24			8,24			9,27			9,9			10,10			10,10			10,60					
6030 458	/ ALMEIDA MARILYN MERWYN FAY GR GP,GP*C	54	14	68	50	15	65	55	18	73	54	14	68	21	20	41	20	20	40	24	24	48	79	39	118	521	21	171	8.14	
		C	B	C	C	A	C	C	O	B	C	B	C	O	O	O	O	O	O	O	O	O	A	A	A					P
				7,21			7,21			8,24			7,21			10,10			10,10			10,10			9,54					

/: FEMALE, #: 0.229, @: 0.5042, *: 0.5045, ADC: ADMISSION CANCELLED, RR: RESERVED, --: Fails in Theory or Practical, RPV: PROVISIONAL, RCC: 0.5050, AA: ABSENT, F: FAILS, P: PASSES, NULL: NULL & VOID
G: Grade, GP: Grade Points, C: Credits, CP: Credit Points, ΣG: Sum of Product of Credits & Grades, ΣC: Sum of Credit Points, GPA: ΣG / ΣC
MARKS : >=80 >=75 and <80 >=70 and <75 >=60 and <70 >=50 and <60 >=45 and <50 >=40 and <45 <40
GRADE : O A B C D E P F
GRADE POINT : 10 9 8 7 6 5 4 0


RESULT PREPARED BY : _____

RESULT CHECKED BY : _____

RESULT RECHECKED BY : _____

Result Date :

EXAMINATION-IN-CHARGE


PRINCIPAL



**FR. CONCEICAO RODRIGUES COLLEGE OF ENGINEERING
(UNIVERSITY OF MUMBAI)
B.E. (COMPUTER) SEMESTER - VIII (CBC 'C' SCHEME 2019) EXAMINATION MAY 2023**

1. Distributed Computing 3. Department Level Optional Course - 6 5. Distributed Computing Lab 7. Department Level Optional Course - 6 Lab
2. Department Level Optional Course - 5 4. Institute Level Optional Course - 2 6. Department Level Optional Course - 5 L8a.bMajor Project - 2

Seat No.	Candidate Name	-PP1-			-PP2-			-PP3-			-PP4-			-PP5-			-PP6-			-PP7-			-PP8-			Total Marks	≥C	≥CG	GPA	Rem.
		TH	IA	Tot	TH	IA	Tot	TH	IA	Tot	TH	IA	Tot	TW	OR	Tot	TW	OR	Tot	TW	PR	Tot	TW	OR	Tot					
		80/32	20/8	100/40	80/32	20/8	100/40	80/32	20/8	100/40	80/32	20/8	100/40	25/10	25/10	50/20	25/10	25/10	50/20	25/10	25/10	50/20	100/40	50/20	150/60					
	Credits			3.			3.			3.			3.			1.			1.			1.			6.	700	21			
6030 459	ARAUJO PETER JOSEPH KARINA	61	18	79	60	15	75	60	19	79	52	16	68	21	20	41	22	22	44	23	23	46	80	40	120	552	21	192	9.14	
	GR	A	O	A	A	A	A	A	O	A	C	O	C	O	O	O	O	O	O	O	O	O	O	O	O					P
	GP,GP*C			9,27			9,27			9,27			7,21			10,10			10,10			10,10			10,60					
6030 460	AYYAPPA JOEL JOHN SACRAMENT	51	16	67	49	10	59	52	17	69	58	16	74	20	20	40	20	20	40	23	23	46	88	46	134	529	21	174	8.29	
	GR	C	O	C	C	D	D	C	O	C	B	O	B	O	O	O	O	O	O	O	O	O	O	O	O					P
	GP,GP*C			7,21			6,18			7,21			8,24			10,10			10,10			10,10			10,60					
6030 461	BAZAZ RAHUL RAKESH KUMUD	56	18	74	68	15	83	65	19	84	61	19	80	21	21	42	20	20	40	23	23	46	90	46	136	585	21	204	9.71	
	GR	B	O	B	O	A	O	O	O	O	A	O	O	O	O	O	O	O	O	O	O	O	O	O	O					P
	GP,GP*C			8,24			10,30			10,30			10,30			10,10			10,10			10,10			10,60					
6030 462	/ BHARTI PEARL SHRUTI	43	16	59	44	13	57	55	19	74	50	18	68	20	19	39	20	20	40	21	21	42	75	39	114	493	21	164	7.81	
	GR	D	O	D	D	C	D	C	O	B	C	O	C	O	A	A	O	O	O	O	O	O	A	A	A					P
	GP,GP*C			6,18			6,18			8,24			7,21			9,9			10,10			10,10			9,54					
6030 463	BHUPATWAR AMARDEEP GANGAREDDY NARSABAI	AA	AA	--	AA	AA	--	AA	AA	--	AA	AA	--	AA	AA	--	AA	AA	--	AA	AA	--	AA	AA	--					A
	GR			--			--			--			--			--			--			--			--					
	GP,GP*C			--			--			--			--			--			--			--			--					
6030 464	BOLLAVATHRI VIBHAV BHAGYARATHUDU SULOCHANA	36	13	49	43	11	54	58	15	73	43	14	57	22	21	43	22	22	44	22	22	44	92	47	139	503	21	165	7.86	
	GR	E	C	E	D	D	D	B	A	B	D	B	D	O	O	O	O	O	O	O	O	O	O	O	O					P
	GP,GP*C			5,15			6,18			8,24			6,18			10,10			10,10			10,10			10,60					
6030 465	BUIT ATHARVA PRASHANT PALLAVI	46	14	60	41	11	52	51	16	67	53	15	68	23	23	46	21	21	42	23	23	46	85	40	125	506	21	171	8.14	
	GR	D	B	C	D	D	D	C	O	C	C	A	C	O	O	O	O	O	O	O	O	O	O	O	O					P
	GP,GP*C			7,21			6,18			7,21			7,21			10,10			10,10			10,10			10,60					
6030 466	CHACKO BIBIN BIJU MARYKUTTY	32	14	46	43	11	54	46	16	62	47	17	64	20	19	39	20	19	39	23	23	46	91	46	137	487	21	163	7.76	
	GR	P	B	E	D	D	D	D	O	C	D	O	C	O	A	A	O	A	A	O	O	O	O	O	O					P
	GP,GP*C			5,15			6,18			7,21			7,21			9,9			9,9			10,10			10,60					
6030 467	/ CHAVAN SAKSHI VINAYAK SHEETAL	53	15	68	48	12	60	56	18	74	44	15	59	22	21	43	21	20	41	22	22	44	75	39	114	503	21	168	8	
	GR	C	A	C	C	C	C	B	O	B	D	A	D	O	O	O	O	O	O	O	O	O	A	A	A					P
	GP,GP*C			7,21			7,21			8,24			6,18			10,10			10,10			10,10			9,54					
6030 468	/ CHETTIAR RISSA LAWRENCE SWATI	74	16	90	61	13	74	54	20	74	56	16	72	23	23	46	21	22	43	24	24	48	91	48	139	586	21	192	9.14	
	GR	O	O	O	A	C	B	C	O	B	B	O	B	O	O	O	O	O	O	O	O	O	O	O	O					P
	GP,GP*C			10,30			8,24			8,24			8,24			10,10			10,10			10,10			10,60					

/: FEMALE, #: 0.229, @: 0.5042, *: 0.5045, ADC: ADMISSION CANCELLED, RR: RESERVED, --: Fails in Theory or Practical, RPV: PROVISIONAL, RCC: 0.5050, AA: ABSENT, F: FAILS, P: PASSES, NULL: NULL & VOID
G: Grade, GP: Grade Points, C: Credits, CP: Credit Points, ΣG: Sum of Product of Credits & Grades, ΣC: Sum of Credit Points, GPA: ΣG / ΣC
MARKS : >=80 >=75 and <80 >=70 and <75 >=60 and <70 >=50 and <60 >=45 and <50 >=40 and <45 <40
GRADE : O A B C D E P F
GRADE POINT : 10 9 8 7 6 5 4 0

RESULT PREPARED BY : _____

RESULT CHECKED BY : _____

RESULT RECHECKED BY : _____

Result Date :

EXAMINATION-IN-CHARGE


PRINCIPAL



**FR. CONCEICAO RODRIGUES COLLEGE OF ENGINEERING
(UNIVERSITY OF MUMBAI)**

B.E. (COMPUTER) SEMESTER - VIII (CBC 'C' SCHEME 2019) EXAMINATION MAY 2023

1. Distributed Computing 3. Department Level Optional Course - 6 5. Distributed Computing Lab 7. Department Level Optional Course - 6 Lab
2. Department Level Optional Course - 5 4. Institute Level Optional Course - 2 6. Department Level Optional Course - 5 L8a.bMajor Project - 2

Seat No.	Candidate Name	-PP1-			-PP2-			-PP3-			-PP4-			-PP5-			-PP6-			-PP7-			-PP8-			Total Marks	≥C	≥CG	GPA	Rem.	
		TH	IA	Tot	TH	IA	Tot	TH	IA	Tot	TH	IA	Tot	TW	OR	Tot	TW	OR	Tot	TW	PR	Tot	TW	OR	Tot						
		80/32	20/8	100/40	80/32	20/8	100/40	80/32	20/8	100/40	80/32	20/8	100/40	25/10	25/10	50/20	25/10	25/10	50/20	25/10	25/10	50/20	100/40	50/20	150/60						
	Credits			3.			3.			3.			3.			1.			1.			1.			6.						
6030 469	COLACO DILLON DENIS ACHALA	44	19	63	55	15	70	51	18	69	53	18	71	22	22	44	22	21	43	23	23	46	75	43	118	524	21	174	8.29		
	GR	D	O	C	C	A	B	C	O	C	C	O	B	O	O	O	O	O	O	O	O	O	A	O	A					P	
	GP,GP*C			7,21			8,24			7,21			8,24			10,10			10,10			10,10			9,54						
6030 470	DABRE CHRIS SANJAY LEENA	57	14	71	46	13	59	47	18	65	55	15	70	20	19	39	21	21	42	23	23	46	79	39	118	510	21	170	8.1		
	GR	B	B	B	D	C	D	D	O	C	C	A	B	O	A	A	O	O	O	O	O	O	A	A	A					P	
	GP,GP*C			8,24			6,18			7,21			8,24			9,9			10,10			10,10			9,54						
6030 471	DBRITTO REEVE RICHARD MISHAL	28	08	36	36	09	45	38	13	51	36	11	47	18	17	35	20	20	40	23	23	46	89	37	126	426	21	148	7.05		
	GR	P	P	P	E	E	E	E	C	D	E	D	E	B	C	B	O	O	O	O	O	O	O	B	O	*				P	
	GP,GP*C			4,12			5,15			6,18			5,15			8,8			10,10			10,10			10,60					(*0.504)	
6030 472	DESHMUKH YASH SHYAM SUCHITA	44	18	62	62	14	76	53	18	71	62	17	79	22	22	44	24	22	46	24	24	48	90	48	138	564	21	189	9		
	GR	D	O	C	A	B	A	C	O	B	A	O	A	O	O	O	O	O	O	O	O	O	O	O	O					P	
	GP,GP*C			7,21			9,27			8,24			9,27			10,10			10,10			10,10			10,60						
6030 473	DMELLO HALDEN PASCAL RANJANA	50	17	67	45	08	53	39	18	57	56	16	72	23	21	44	23	18	41	23	23	46	80	45	125	505	21	171	8.14		
	GR	C	O	C	D	P	D	E	O	D	B	O	B	O	O	O	O	B	O	O	O	O	O	O	O					P	
	GP,GP*C			7,21			6,18			6,18			8,24			10,10			10,10			10,10			10,60						
6030 474	/ DSOUZA JESICA JOHNY CELINA	60	19	79	58	17	75	62	20	82	62	20	82	23	21	44	21	21	42	24	24	48	92	48	140	592	21	204	9.71		
	GR	A	O	A	B	O	A	A	O	O	A	O	O	O	O	O	O	O	O	O	O	O	O	O	O					P	
	GP,GP*C			9,27			9,27			10,30			10,30			10,10			10,10			10,10			10,60						
6030 475	/ EDAKKALATHUR BETSY ANTONY DAISY	32	14	46	37	09	46	57	18	75	40	12	52	19	18	37	20	20	40	24	24	48	86	41	127	471	21	163	7.76		
	GR	P	B	E	E	E	E	B	O	A	D	C	D	A	B	B	O	O	O	O	O	O	O	O	O					P	
	GP,GP*C			5,15			5,15			9,27			6,18			8,8			10,10			10,10			10,60						
6030 476	FERNANDES AUSTIN BERNARD SILVIYA	36	17	53	54	09	63	51	17	68	45	16	61	23	22	45	22	19	41	23	23	46	90	46	136	513	21	171	8.14		
	GR	E	O	D	C	E	C	C	O	C	D	O	C	O	O	O	O	A	O	O	O	O	O	O	O					P	
	GP,GP*C			6,18			7,21			7,21			7,21			10,10			10,10			10,10			10,60						
6030 477	FERNANDES DAN JOHNBOSCO SANTHAN	53	14	67	56	17	73	61	19	80	59	17	76	19	18	37	22	22	44	23	23	46	80	40	120	543	21	190	9.05		
	GR	C	B	C	B	O	B	A	O	O	B	O	A	A	B	B	O	O	O	O	O	O	O	O	O					P	
	GP,GP*C			7,21			8,24			10,30			9,27			8,8			10,10			10,10			10,60						
6030 478	/ FERNANDES LIZEL PETER ANITA	63	20	83	59	16	75	64	20	84	64	17	81	22	21	43	23	23	46	24	24	48	94	48	142	602	21	207	9.86		
	GR	A	O	O	B	O	A	O	O	O	O	O	O	O	O	O	O	O	O	O	O	O	O	O	O					P	
	GP,GP*C			10,30			9,27			10,30			10,30			10,10			10,10			10,10			10,60						

/ : FEMALE, # : 0.229, @ : 0.5042, * : 0.5045, ADC : ADMISSION CANCELLED, RR : RESERVED, -- : Fails in Theory or Practical, RPV : PROVISIONAL, RCC : 0.5050, AA : ABSENT, F : FAILS, P : PASSES, NULL : NULL & VOID
G : Grade, GP : Grade Points, C : Credits, CP : Credit Points, ΣCG : Sum of Product of Credits & Grades, ΣC : Sum of Credit Points, GPA : ΣG / ΣC
MARKS : >=80 >=75 and <80 >=70 and <75 >=60 and <70 >-50 and <60 >=45 and <50 >=40 and <45 <40
GRADE : O A B C D E P F
GRADE POINT : 10 9 8 7 6 5 4 0

RESULT PREPARED BY : _____

RESULT CHECKED BY : _____

RESULT RECHECKED BY : _____

Result Date :

EXAMINATION-IN-CHARGE


PRINCIPAL



**FR. CONCEICAO RODRIGUES COLLEGE OF ENGINEERING
(UNIVERSITY OF MUMBAI)
B.E. (COMPUTER) SEMESTER - VIII (CBC 'C' SCHEME 2019) EXAMINATION MAY 2023**

1. Distributed Computing 3. Department Level Optional Course - 6 5. Distributed Computing Lab 7. Department Level Optional Course - 6 Lab
2. Department Level Optional Course - 5 4. Institute Level Optional Course - 2 6. Department Level Optional Course - 5 L8a.bMajor Project - 2


Seat No.	Candidate Name	-PP1-			-PP2-			-PP3-			-PP4-			-PP5-			-PP6-			-PP7-			-PP8-			Total Marks	≥C	≥CG	GPA	Rem.
		TH	IA	Tot	TH	IA	Tot	TH	IA	Tot	TH	IA	Tot	TW	OR	Tot	TW	OR	Tot	TW	PR	Tot	TW	OR	Tot					
		80/32	20/8	100/40	80/32	20/8	100/40	80/32	20/8	100/40	80/32	20/8	100/40	25/10	25/10	50/20	25/10	25/10	50/20	25/10	25/10	50/20	100/40	50/20	150/60					
	Credits			3.			3.			3.			3.			1.			1.			1.			6.	700	21			
6030 479	/ FERNANDES RINCY PETER DELPHINA	66	18	84	63	18	81	64	20	84	64	18	82	23	22	45	23	23	46	24	24	48	93	47	140	610	21	210	10	
	GR	O	O	O	A	O	O	O	O	O	O	O	O	O	O	O	O	O	O	O	O	O	O	O	O					P
	GP,GP*C			10,30			10,30			10,30			10,30			10,10			10,10			10,10			10,60					
6030 480	FERNANDES ROYDEN RICHARD DORA	42	15	57	58	18	76	72	17	89	44	18	62	22	20	42	21	21	42	23	23	46	92	47	139	553	21	186	8.86	
	GR	D	A	D	B	O	A	O	O	O	D	O	C	O	O	O	O	O	O	O	O	O	O	O	O					P
	GP,GP*C			6,18			9,27			10,30			7,21			10,10			10,10			10,10			10,60					
6030 481	FERNANDES WARREN WALTER WINNIE	48	20	68	61	19	80	58	20	78	63	20	83	23	23	46	24	24	48	24	24	48	96	48	144	595	21	198	9.43	
	GR	C	O	C	A	O	O	B	O	A	A	O	O	O	O	O	O	O	O	O	O	O	O	O	O					P
	GP,GP*C			7,21			10,30			9,27			10,30			10,10			10,10			10,10			10,60					
6030 482	GADADARE AMAN MANSING TAI	45	17	62	54	11	65	60	20	80	58	17	75	18	19	37	19	19	38	22	22	44	92	37	129	530	21	186	8.86	
	GR	D	O	C	C	D	C	A	O	O	B	O	A	B	A	B	A	A	A	O	O	O	O	B	O					P
	GP,GP*C			7,21			7,21			10,30			9,27			8,8			9,9			10,10			10,60					
6030 483	/ GEORGE ANNA BENOY SUJA	45	18	63	45	16	61	59	17	76	56	18	74	22	22	44	20	21	41	24	24	48	91	46	137	544	21	183	8.71	
	GR	D	O	C	D	O	C	B	O	A	B	O	B	O	O	O	O	O	O	O	O	O	O	O	O					P
	GP,GP*C			7,21			7,21			9,27			8,24			10,10			10,10			10,10			10,60					
6030 484	/ GONSALVES AMISHA VIRAS ASHA	59	12	71	41	10	51	44	17	61	43	11	54	19	18	37	23	23	46	24	24	48	93	47	140	508	21	169	8.05	
	GR	B	C	B	D	D	D	D	O	C	D	D	D	A	B	B	O	O	O	O	O	O	O	O	O					P
	GP,GP*C			8,24			6,18			7,21			6,18			8,8			10,10			10,10			10,60					
6030 485	GONSALVES XENUS JAMES SYLVIA	49	13	62	45	12	57	56	17	73	56	15	71	19	18	37	19	18	37	22	22	44	88	44	132	513	21	173	8.24	
	GR	C	C	C	D	C	D	B	O	B	B	A	B	A	B	B	A	B	B	O	O	O	O	O	O					P
	GP,GP*C			7,21			6,18			8,24			8,24			8,8			8,8			10,10			10,60					
6030 486	GUPTA ABHI ANANDPRASAD SANGEETADEVI	52	12	64	57	12	69	52	16	68	43	16	59	18	18	36	22	21	43	24	24	48	87	46	133	520	21	169	8.05	
	GR	C	C	C	B	C	C	C	O	C	D	O	D	B	B	B	O	O	O	O	O	O	O	O	O					P
	GP,GP*C			7,21			7,21			7,21			6,18			8,8			10,10			10,10			10,60					
6030 487	HARDE PRATIK GOKUL MEENA	57	17	74	58	12	70	54	19	73	55	18	73	23	23	46	23	20	43	23	23	46	81	44	125	550	21	186	8.86	
	GR	B	O	B	B	C	B	C	O	B	C	O	B	O	O	O	O	O	O	O	O	O	O	O	O					P
	GP,GP*C			8,24			8,24			8,24			8,24			10,10			10,10			10,10			10,60					
6030 488	/ JADHAV AKSHATA RAJIV PRABHAVATI	39	13	52	32	13	45	57	17	74	33	11	44	19	18	37	20	20	40	23	23	46	86	42	128	466	21	157	7.48	
	GR	E	C	D	P	C	E	B	O	B	P	D	P	A	B	B	O	O	O	O	O	O	O	O	O					P
	GP,GP*C			6,18			5,15			8,24			4,12			8,8			10,10			10,10			10,60					

/: FEMALE, #: 0.229, @: 0.5042, *: 0.5045, ADC: ADMISSION CANCELLED, RR: RESERVED, --: Fails in Theory or Practical, RPV: PROVISIONAL, RCC: 0.5050, AA: ABSENT, F: FAILS, P: PASSES, NULL: NULL & VOID
G: Grade, GP: Grade Points, C: Credits, CP: Credit Points, ΣG: Sum of Product of Credits & Grades, ΣC: Sum of Credit Points, GPA: ΣG / ΣC
MARKS : >=80 >=75 and <80 >=70 and <75 >=60 and <70 >=50 and <60 >=45 and <50 >=40 and <45 <40
GRADE : O A B C D E P F
GRADE POINT : 10 9 8 7 6 5 4 0

RESULT PREPARED BY : _____

EXAMINATION-IN-CHARGE

Result Date :


PRINCIPAL

**FR. CONCEICAO RODRIGUES COLLEGE OF ENGINEERING
(UNIVERSITY OF MUMBAI)
B.E. (COMPUTER) SEMESTER - VIII (CBC 'C' SCHEME 2019) EXAMINATION MAY 2023**

1. Distributed Computing 3. Department Level Optional Course - 6 5. Distributed Computing Lab 7. Department Level Optional Course - 6 Lab

2. Department Level Optional Course - 5 4. Institute Level Optional Course - 2 6. Department Level Optional Course - 5 L8a.bMajor Project - 2

Seat No.	Candidate Name	-PP1-			-PP2-			-PP3-			-PP4-			-PP5-			-PP6-			-PP7-			-PP8-			Total Marks	≥C	≥CG	GPA	Rem.
		TH	IA	Tot	TH	IA	Tot	TH	IA	Tot	TH	IA	Tot	TW	OR	Tot	TW	OR	Tot	TW	PR	Tot	TW	OR	Tot					
		80/32	20/8	100/40	80/32	20/8	100/40	80/32	20/8	100/40	80/32	20/8	100/40	25/10	25/10	50/20	25/10	25/10	50/20	25/10	25/10	50/20	100/40	50/20	150/60					
	Credits			3.			3.			3.			3.			1.			1.			1.			6.		21			
6030 489	JAIMAN MITESH SATISHKUMAR ASHA	58	16	74	64	14	78	58	17	75	54	18	72	18	18	36	19	19	38	23	23	46	80	45	125	544	21	189	9	
	GR	B	O	B	O	B	A	B	O	A	C	O	B	B	B	B	A	A	A	O	O	O	O	O	O					P
	GP,GP*C			8,24			9,27			9,27			8,24			8,8			9,9			10,10			10,60					
6030 490	JAIN LAVISH KUMAR MANISH PRATIBHA	53	15	68	42	14	56	67	16	83	60	17	77	20	23	43	21	21	42	23	23	46	85	40	125	540	21	186	8.86	
	GR	C	A	C	D	B	D	O	O	O	A	O	A	O	O	O	O	O	O	O	O	O	O	O	O					P
	GP,GP*C			7,21			6,18			10,30			9,27			10,10			10,10			10,10			10,60					
6030 491	JHA NIHAL KUMAR AWADHESH SEEMA	61	18	79	48	14	62	61	18	79	47	18	65	21	22	43	20	20	40	23	23	46	85	40	125	539	21	186	8.86	
	GR	A	O	A	C	B	C	A	O	A	D	O	C	O	O	O	O	O	O	O	O	O	O	O	O					P
	GP,GP*C			9,27			7,21			9,27			7,21			10,10			10,10			10,10			10,60					
6030 492	KOLAMPARAMBIL IAN JOSEPH LEENA	32	13	45	42	13	55	44	16	60	45	14	59	20	20	40	20	20	40	23	23	46	87	46	133	478	21	162	7.71	
	GR	P	C	E	D	C	D	D	O	C	D	B	D	O	O	O	O	O	O	O	O	O	O	O	O					P
	GP,GP*C			5,15			6,18			7,21			6,18			10,10			10,10			10,10			10,60					
6030 493	KULAL VINYAS VASU JAYANTHI	39	16	55	53	14	67	56	18	74	55	16	71	20	19	39	23	23	46	24	24	48	89	47	136	536	21	176	8.38	
	GR	E	O	D	C	B	C	B	O	B	C	O	B	O	A	A	O	O	O	O	O	O	O	O	O					P
	GP,GP*C			6,18			7,21			8,24			8,24			9,9			10,10			10,10			10,60					
6030 494	KUSHWAH RAVISINGH SAHOOKAR RADHASINGH	55	19	74	69	14	83	56	18	74	69	20	89	24	24	48	24	23	47	24	24	48	92	49	141	604	21	198	9.43	
	GR	C	O	B	O	B	O	B	O	B	O	O	O	O	O	O	O	O	O	O	O	O	O	O	O					P
	GP,GP*C			8,24			10,30			8,24			10,30			10,10			10,10			10,10			10,60					
6030 495	LOOMBA ISHAAN SANJEEV ANITA	52	15	67	47	12	59	43	15	58	63	15	78	21	21	42	22	22	44	24	24	48	89	47	136	532	21	174	8.29	
	GR	C	A	C	D	C	D	D	A	D	A	A	A	O	O	O	O	O	O	O	O	O	O	O	O					P
	GP,GP*C			7,21			6,18			6,18			9,27			10,10			10,10			10,10			10,60					
6030 496	LUCAS BRENDAN XAVIER ROSALINE	43	18	61	35	17	52	57	18	75	52	15	67	23	22	45	24	23	47	24	24	48	91	47	138	533	21	177	8.43	
	GR	D	O	C	P	O	D	B	O	A	C	A	C	O	O	O	O	O	O	O	O	O	O	O	O					P
	GP,GP*C			7,21			6,18			9,27			7,21			10,10			10,10			10,10			10,60					
6030 497	MAHAMUNI ADITYA RAJENDRA BHARATI	55	16	71	70	16	86	59	19	78	64	19	83	22	21	43	22	22	44	24	24	48	85	45	130	583	21	201	9.57	
	GR	C	O	B	O	O	O	B	O	A	O	O	O	O	O	O	O	O	O	O	O	O	O	O	O					P
	GP,GP*C			8,24			10,30			9,27			10,30			10,10			10,10			10,10			10,60					
6030 498	MERCHANT ABDE ABITALIB MURTUZA SAKINA	53	15	68	50	15	65	64	18	82	59	18	77	22	22	44	24	23	47	23	23	46	91	45	136	565	21	189	9	
	GR	C	A	C	C	A	C	O	O	O	B	O	A	O	O	O	O	O	O	O	O	O	O	O	O					P
	GP,GP*C			7,21			7,21			10,30			9,27			10,10			10,10			10,10			10,60					

/ : FEMALE, # : 0.229, @ : 0.5042, * : 0.5045, ADC : ADMISSION CANCELLED, RR : RESERVED, -- : Fails in Theory or Practical, RPV : PROVISIONAL, RCC : 0.5050, AA : ABSENT, F : FAILS, P : PASSES, NULL : NULL & VOID
 G : Grade, GP : Grade Points, C : Credits, CP : Credit Points, ΣCG : Sum of Product of Credits & Grades, ΣS : Sum of Credit Points, GPA : ΣG / ΣS
 MARKS : >=80 >=75 and <80 >=70 and <75 >=60 and <70 >=50 and <60 >=45 and <50 >=40 and <45 <40
 GRADE : O A B C D E P F
 GRADE POINT : 10 9 8 7 6 5 4 0

RESULT PREPARED BY : _____

RESULT CHECKED BY : _____

RESULT RECHECKED BY : _____

Result Date :

EXAMINATION-IN-CHARGE


PRINCIPAL



**FR. CONCEICAO RODRIGUES COLLEGE OF ENGINEERING
(UNIVERSITY OF MUMBAI)**

B.E. (COMPUTER) SEMESTER - VIII (CBC 'C' SCHEME 2019) EXAMINATION MAY 2023

1. Distributed Computing 3. Department Level Optional Course - 6 5. Distributed Computing Lab 7. Department Level Optional Course - 6 Lab
2. Department Level Optional Course - 5 4. Institute Level Optional Course - 2 6. Department Level Optional Course - 5 L8a.bMajor Project - 2

Seat No.	Candidate Name	-PP1-			-PP2-			-PP3-			-PP4-			-PP5-			-PP6-			-PP7-			-PP8-			Total Marks	≥C	≥CG	GPA	Rem.	
		TH	IA	Tot	TH	IA	Tot	TH	IA	Tot	TH	IA	Tot	TW	OR	Tot	TW	OR	Tot	TW	PR	Tot	TW	OR	Tot						
		80/32	20/8	100/40	80/32	20/8	100/40	80/32	20/8	100/40	80/32	20/8	100/40	25/10	25/10	50/20	25/10	25/10	50/20	25/10	25/10	50/20	100/40	50/20	150/60						
	Credits			3.			3.			3.			3.			1.			1.			1.			6.						
6030 509	PAUL GERSHON CHARLES JESTIN PAUL HEPSIBAI CHRISTY GR GP,GP*C	33 P	14 B	47 E	52 C	11 D	63 C	58 B	15 A	73 B	46 D	14 B	60 C	17 C	16 C	33 C	20 O	20 O	40 O	21 O	21 O	42 O	81 O	38 A	119 A	477	21	162	7.71	P	
6030 510	PRAJAPATI DEV CHANDRAKANT ANITA GR GP,GP*C	51 C	16 O	67 C	56 B	16 O	72 B	72 O	18 O	90 O	51 C	19 O	70 B	20 O	19 A	39 A	21 O	20 O	41 O	22 O	22 O	44 O	89 O	44 O	133 O	556	21	188	8.95	P	
6030 511	RAJE ABHISHEK LALIT HEMANGI GR GP,GP*C	39 E	16 O	55 D	68 O	15 A	83 O	56 B	18 O	74 B	59 B	18 O	77 A	22 O	22 O	44 O	21 O	21 O	42 O	22 O	22 O	44 O	92 O	48 O	140 O	559	21	189	9	P	
6030 512	RAMANI HARSH ANILKUMAR ASHA GR GP,GP*C	64 O	13 C	77 A	64 O	14 B	78 A	50 C	17 O	67 C	51 C	16 O	67 C	21 O	20 O	41 O	20 O	22 O	42 O	22 O	22 O	44 O	89 O	46 O	135 O	551	21	186	8.86	P	
6030 513	/ RODRIGUES AMEAZA PETER RAJANI GR GP,GP*C	54 C	14 B	68 C	55 C	15 A	70 B	55 C	19 O	74 B	53 C	17 O	70 B	20 O	19 A	39 A	22 O	21 O	43 O	22 O	22 O	44 O	80 O	40 O	120 O	528	21	182	8.67	P	
6030 514	SAVALIYA UTTAM JAYANTIBHAI BHARATI GR GP,GP*C	44 D	10 D	54 D	41 D	11 D	52 D	52 C	18 O	70 B	44 D	15 A	59 D	20 O	19 A	39 A	21 O	18 B	39 A	22 O	22 O	44 O	84 O	44 O	128 O	485	21	166	7.9	P	
6030 515	/ SHAMSHI INSIYA HASAN KAUSER GR GP,GP*C	48 C	17 O	65 C	52 C	17 O	69 C	50 C	16 O	66 C	55 C	15 A	70 B	21 O	20 O	41 O	22 O	22 O	44 O	22 O	22 O	44 O	80 O	44 O	124 O	523	21	177	8.43	P	
6030 516	/ SHARMA PRERNA DINESH KIRAN GR GP,GP*C	63 A	19 O	82 O	65 O	16 O	81 O	65 O	19 O	84 O	61 A	19 O	80 O	21 O	21 O	42 O	23 O	22 O	45 O	23 O	23 O	46 O	88 O	46 O	134 O	594	21	210	10	P	
6030 517	/ SHETTY SAKSHI ARUNA MAMATA GR GP,GP*C	54 C	20 O	74 B	63 A	18 O	81 O	71 O	20 O	91 O	53 C	19 O	72 B	21 O	22 O	43 O	21 O	21 O	42 O	24 O	24 O	48 O	92 O	48 O	140 O	591	21	198	9.43	P	
6030 518	SINGH SIMRANDEEP SUMANDEEP GR GP,GP*C	52 C	15 A	67 C	54 C	08 P	62 C	53 C	18 O	71 B	45 D	17 O	62 C	21 O	22 O	43 O	19 A	12 E	31 C	20 O	20 O	40 O	80 O	40 O	120 O	496	21	174	8.29	P	

/ : FEMALE, # : 0.229, @ : 0.5042, * : 0.5045, ADC : ADMISSION CANCELLED, RR : RESERVED, -- : Fails in Theory or Practical, RPV : PROVISIONAL, RCC : 0.5050, AA : ABSENT, F : FAILS, P : PASSES, NULL : NULL & VOID
G : Grade, GP : Grade Points, C : Credits, CP : Credit Points, ΣCG : Sum of Product of Credits & Grades, ΣC : Sum of Credit Points, GPA : ΣG / ΣC
MARKS : >=80 >=75 and <80 >=70 and <75 >=60 and <70 >-50 and <60 >=45 and <50 >=40 and <45 <40
GRADE : O A B C D E P F
GRADE POINT : 10 9 8 7 6 5 4 0

RESULT PREPARED BY : _____

RESULT CHECKED BY : _____

RESULT RECHECKED BY : _____

Result Date :

EXAMINATION-IN-CHARGE

[Signature]

PRINCIPAL



**FR. CONCEICAO RODRIGUES COLLEGE OF ENGINEERING
(UNIVERSITY OF MUMBAI)**

B.E. (COMPUTER) SEMESTER - VIII (CBC 'C' SCHEME 2019) EXAMINATION MAY 2023

1. Distributed Computing 3. Department Level Optional Course - 6 5. Distributed Computing Lab 7. Department Level Optional Course - 6 Lab
2. Department Level Optional Course - 5 4. Institute Level Optional Course - 2 6. Department Level Optional Course - 5 L8a.bMajor Project - 2

Seat No.	Candidate Name	-PP1-			-PP2-			-PP3-			-PP4-			-PP5-			-PP6-			-PP7-			-PP8-			Total Marks	≥ C	≥ CG	GPA	Rem.
		TH	IA	Tot	TH	IA	Tot	TH	IA	Tot	TH	IA	Tot	TW	OR	Tot	TW	OR	Tot	TW	PR	Tot	TW	OR	Tot					
		80/32	20/8	100/40	80/32	20/8	100/40	80/32	20/8	100/40	80/32	20/8	100/40	25/10	25/10	50/20	25/10	25/10	50/20	25/10	25/10	50/20	100/40	50/20	150/60					
	Credits			3.			3.			3.			3.			1.			1.			1.			6.					
6030 519	STANISLAUS VIVAN EDWARD VAISHALI	68	17	85	49	12	61	56	17	73	52	17	69	21	20	41	20	19	39	23	23	46	80	45	125	539	21	185	8.81	
	GR	O	O	O	C	C	C	B	O	B	C	O	C	O	O	O	O	A	A	O	O	O	O	O	O					P
	GP,GP*C			10,30			7,21			8,24			7,21			10,10			9,9			10,10			10,60					
6030 520	TAPULLI ROHAN SHAJI SAPNA	59	20	79	59	17	76	54	20	74	61	18	79	23	21	44	22	23	45	23	23	46	92	46	138	581	21	195	9.29	
	GR	B	O	A	B	O	A	C	O	B	A	O	A	O	O	O	O	O	O	O	O	O	O	O	O					P
	GP,GP*C			9,27			9,27			8,24			9,27			10,10			10,10			10,10			10,60					
6030 521	VAZ SAMUEL GERMAN BELINDA	60	16	76	60	13	73	61	18	79	58	16	74	21	20	41	20	20	40	23	23	46	79	39	118	547	21	186	8.86	
	GR	A	O	A	A	C	B	A	O	A	B	O	B	O	O	O	O	O	O	O	O	O	A	A	A					P
	GP,GP*C			9,27			8,24			9,27			8,24			10,10			10,10			10,10			9,54					
6030 522	/ VIRKAR RASIKA RAMCHANDRA MINAKSHI	56	15	71	52	17	69	66	15	81	60	17	77	19	18	37	20	19	39	23	23	46	86	42	128	548	21	189	9	
	GR	B	A	B	C	O	C	O	A	O	A	O	A	A	B	B	O	A	A	O	O	O	O	O	O					P
	GP,GP*C			8,24			7,21			10,30			9,27			8,8			9,9			10,10			10,60					
6030 523	WANI BARIQ ILAHI HASEENA BEGUM	53	10	63	35	09	44	73	19	92	50	14	64	17	17	34	19	19	38	21	21	42	78	38	116	493	21	164	7.81	
	GR	C	D	C	P	E	P	O	O	O	C	B	C	C	C	C	A	A	A	O	O	O	A	A	A					P
	GP,GP*C			7,21			4,12			10,30			7,21			7,7			9,9			10,10			9,54					
6030 524	/ LIDYA SIMON RAJ QUEEN	72	19	91	54	14	68	73	19	92	68	20	88	24	23	47	24	21	45	24	24	48	80	45	125	604	21	201	9.57	
	GR	O	O	O	C	B	C	O	O	O	O	O	O	O	O	O	O	O	O	O	O	O	O	O	O					P
	GP,GP*C			10,30			7,21			10,30			10,30			10,10			10,10			10,10			10,60					
6030 525	/ SIFRA MARIA BIJU LOLA	71	15	86	61	13	74	69	19	88	46	20	66	22	21	43	19	19	38	22	22	44	78	40	118	557	21	188	8.95	
	GR	O	A	O	A	C	B	O	O	O	D	O	C	O	O	O	A	A	A	O	O	O	A	O	A					P
	GP,GP*C			10,30			8,24			10,30			7,21			10,10			9,9			10,10			9,54					
6030 526	SREENIVASAN MURUGAN DEVI	59	14	73	39	10	49	54	18	72	55	17	72	22	21	43	21	20	41	23	23	46	86	46	132	528	21	177	8.43	
	GR	B	B	B	E	D	E	C	O	B	C	O	B	O	O	O	O	O	O	O	O	O	O	O	O					P
	GP,GP*C			8,24			5,15			8,24			8,24			10,10			10,10			10,10			10,60					
6030 527	/ ATHANI HARSHALA VIJAYKUMAR MANJULA	55	19	74	51	13	64	61	18	79	58	19	77	23	23	46	21	19	40	22	22	44	80	40	120	544	21	189	9	
	GR	C	O	B	C	C	C	A	O	A	B	O	A	O	O	O	O	A	O	O	O	O	O	O	O					P
	GP,GP*C			8,24			7,21			9,27			9,27			10,10			10,10			10,10			10,60					
6030 528	BADWAL JAYESH DILIP BASANTI	39	17	56	40	12	52	55	18	73	46	20	66	22	22	44	21	19	40	22	22	44	80	45	125	500	21	171	8.14	
	GR	E	O	D	D	C	D	C	O	B	D	O	C	O	O	O	O	A	O	O	O	O	O	O	O					P
	GP,GP*C			6,18			6,18			8,24			7,21			10,10			10,10			10,10			10,60					

/ : FEMALE, # : 0.229, @ : 0.5042, * : 0.5045, ADC : ADMISSION CANCELLED, RR : RESERVED, -- : Fails in Theory or Practical, RPV : PROVISIONAL, RCC : 0.5050, AA : ABSENT, F : FAILS, P : PASSES, NULL : NULL & VOID
G : Grade, GP : Grade Points, C : Credits, CP : Credit Points, ΣCG : Sum of Product of Credits & Grades, Σ : Sum of Credit Points, GPA : ΣG / Σ
MARKS : >=80 >=75 and <80 >=70 and <75 >=60 and <70 >=50 and <60 >=45 and <50 >=40 and <45 <40
GRADE : O A B C D E P F
GRADE POINT : 10 9 8 7 6 5 4 0

RESULT PREPARED BY : _____

RESULT CHECKED BY : _____

RESULT RECHECKED BY : _____

Result Date : _____

EXAMINATION-IN-CHARGE

[Signature]

PRINCIPAL



**FR. CONCEICAO RODRIGUES COLLEGE OF ENGINEERING
(UNIVERSITY OF MUMBAI)**

B.E. (COMPUTER) SEMESTER - VIII (CBC 'C' SCHEME 2019) EXAMINATION MAY 2023

1. Distributed Computing 3. Department Level Optional Course - 6 5. Distributed Computing Lab 7. Department Level Optional Course - 6 Lab
2. Department Level Optional Course - 5 4. Institute Level Optional Course - 2 6. Department Level Optional Course - 5 L8a.bMajor Project - 2

Seat No.	Candidate Name	-PP1-			-PP2-			-PP3-			-PP4-			-PP5-			-PP6-			-PP7-			-PP8-			Total Marks	≥C	≥CG	GPA	Rem.
		TH	IA	Tot	TH	IA	Tot	TH	IA	Tot	TH	IA	Tot	TW	OR	Tot	TW	OR	Tot	TW	PR	Tot	TW	OR	Tot					
		80/32	20/8	100/40	80/32	20/8	100/40	80/32	20/8	100/40	80/32	20/8	100/40	25/10	25/10	50/20	25/10	25/10	50/20	25/10	25/10	50/20	100/40	50/20	150/60					
	Credits			3.			3.			3.			3.			1.			1.			1.			6.		21			
6030 529	BHANDARI PRAVEEN RAJU RAJESWARI GR GP,GP*C	46	13	59	47	12	59	52	16	68	48	15	63	22	22	44	21	21	42	22	22	44	94	49	143	522	21	168	8	P
				6,18			6,18			7,21			7,21			10,10			10,10			10,10			10,60					
6030 530	/ BHEDA RIDHAM ASHOKKUMAR MANJULABEN GR GP,GP*C	56	20	76	62	13	75	72	20	92	52	20	72	24	23	47	24	20	44	23	23	46	86	44	130	582	21	198	9.43	P
				9,27			9,27			10,30			8,24			10,10			10,10			10,10			10,60					
6030 531	/ BUGDE ANUSHRI SURESH PRABHA GR GP,GP*C	58	19	77	62	13	75	68	17	85	65	20	85	23	22	45	23	20	43	23	23	46	83	44	127	583	21	204	9.71	P
				9,27			9,27			10,30			10,30			10,10			10,10			10,10			10,60					
6030 532	CHAUDHARI RUGVED KETAN ABHITA GR GP,GP*C	53	12	65	38	08	46	56	17	73	45	19	64	21	22	43	17	18	35	20	20	40	78	40	118	484	21	163	7.76	P
				7,21			5,15			8,24			7,21			10,10			8,8			10,10			9,54					
6030 533	/ CHAUDHARI YASHASWINI SUNIL CHITRA GR GP,GP*C	59	17	76	70	13	83	55	20	75	61	20	81	23	23	46	23	21	44	24	24	48	96	48	144	597	21	204	9.71	P
				9,27			10,30			9,27			10,30			10,10			10,10			10,10			10,60					
6030 534	CHAWAN JAINESH RAKESH PRITI GR GP,GP*C	60	16	76	58	13	71	56	17	73	46	20	66	23	22	45	18	20	38	23	23	46	78	40	118	533	21	179	8.52	P
				9,27			8,24			8,24			7,21			10,10			9,9			10,10			9,54					
6030 535	DBRITTO SHAUN JAMES SUSHEELA GR GP,GP*C	79	15	94	60	10	70	65	20	85	49	20	69	19	18	37	20	18	38	23	23	46	75	44	119	558	21	186	8.86	P
				10,30			8,24			10,30			7,21			8,8			9,9			10,10			9,54					
6030 536	/ DIAS NICOLE AGNELO FAMILA GR GP,GP*C	60	19	79	48	12	60	55	20	75	37	20	57	22	23	45	22	22	44	23	23	46	83	42	125	531	21	183	8.71	P
				9,27			7,21			9,27			6,18			10,10			10,10			10,10			10,60					
6030 537	DMELLO BLESS SIMON CECILIA GR GP,GP*C	72	16	88	45	10	55	54	15	69	56	17	73	23	22	45	23	17	40	23	23	46	84	44	128	544	21	183	8.71	P
				10,30			6,18			7,21			8,24			10,10			10,10			10,10			10,60					
6030 538	DMELLO NIEL PASCOAL SHAILA GR GP,GP*C	60	15	75	52	10	62	71	17	88	53	18	71	23	22	45	23	18	41	23	23	46	84	44	128	556	21	192	9.14	P
				9,27			7,21			10,30			8,24			10,10			10,10			10,10			10,60					

/ : FEMALE, # : 0.229, @ : 0.5042, * : 0.5045, ADC : ADMISSION CANCELLED, RR : RESERVED, -- : Fails in Theory or Practical, RPV : PROVISIONAL, RCC : 0.5050, AA : ABSENT, F : FAILS, P : PASSES, NULL : NULL & VOID
G : Grade, GP : Grade Points, C : Credits, CP : Credit Points, ΣG : Sum of Product of Credits & Grades, ΣC : Sum of Credit Points, GPA : ΣG / ΣC
MARKS : >=80 >=75 and <80 >=70 and <75 >=60 and <70 >-50 and <60 >=45 and <50 >=40 and <45 <40
GRADE : O A B C D E P F
GRADE POINT : 10 9 8 7 6 5 4 0

RESULT PREPARED BY : _____

RESULT CHECKED BY : _____

RESULT RECHECKED BY : _____

Result Date :

EXAMINATION-IN-CHARGE

[Signature]

PRINCIPAL

**FR. CONCEICAO RODRIGUES COLLEGE OF ENGINEERING
(UNIVERSITY OF MUMBAI)
B.E. (COMPUTER) SEMESTER - VIII (CBC 'C' SCHEME 2019) EXAMINATION MAY 2023**

1. Distributed Computing 3. Department Level Optional Course - 6 5. Distributed Computing Lab 7. Department Level Optional Course - 6 Lab
2. Department Level Optional Course - 5 4. Institute Level Optional Course - 2 6. Department Level Optional Course - 5 L8a.bMajor Project - 2

Seat No.	Candidate Name	-PP1-			-PP2-			-PP3-			-PP4-			-PP5-			-PP6-			-PP7-			-PP8-			Total Marks	≥C	≥CG	GPA	Rem.
		TH	IA	Tot	TH	IA	Tot	TH	IA	Tot	TH	IA	Tot	TW	OR	Tot	TW	OR	Tot	TW	PR	Tot	TW	OR	Tot					
		80/32	20/8	100/40	80/32	20/8	100/40	80/32	20/8	100/40	80/32	20/8	100/40	25/10	25/10	50/20	25/10	25/10	50/20	25/10	25/10	50/20	100/40	50/20	150/60					
	Credits			3.			3.			3.			3.			1.			1.			1.			6.	700				
6030 549	JHA UPMANYU DAYAKANT MEERA GR GP,GP*C	34	14	48	54	10	64	64	17	81	49	20	69	23	22	45	21	20	41	24	24	48	91	45	136	532	21	177	8.43	P
		P	B	E	C	D	C	O	O	O	C	O	C	O	O	O	O	O	O	O	O	O	O	O	O					
				5,15			7,21			10,30			7,21			10,10			10,10			10,10			10,60					
6030 550	KALAPURAKAL JEVIN VERGHESE JESSY GR GP,GP*C	50	09	59	52	12	64	42	17	59	47	13	60	22	22	44	22	20	42	23	23	46	90	45	135	509	21	168	8	P
		C	E	D	C	C	C	D	O	D	D	C	C	O	O	O	O	O	O	O	O	O	O	O	O					
				6,18			7,21			6,18			7,21			10,10			10,10			10,10			10,60					
6030 551	KOLHE BHUVANESH KISHOR MADHAVI GR GP,GP*C	46	14	60	64	11	75	52	19	71	53	18	71	23	21	44	22	21	43	23	23	46	91	45	136	546	21	186	8.86	P
		D	B	C	O	D	A	C	O	B	C	O	B	O	O	O	O	O	O	O	O	O	O	O	O					
				7,21			9,27			8,24			8,24			10,10			10,10			10,10			10,60					
6030 552	KOTHARI SUMIT KAMLESH BHARTI GR GP,GP*C	66	19	85	52	15	67	67	19	86	49	20	69	22	22	44	22	21	43	23	23	46	92	47	139	579	21	192	9.14	P
		O	O	O	C	A	C	O	O	O	C	O	C	O	O	O	O	O	O	O	O	O	O	O	O					
				10,30			7,21			10,30			7,21			10,10			10,10			10,10			10,60					
6030 553	LOBO GREATSON SIMON CLERA GR GP,GP*C	25F	10E	--	36E	10E	46	43E	14E	57	21F	14E	--	18E	17E	35	20E	20E	40	21E	21E	42	72E	37E	109	399	15	109		F
		F	D	--	E	D	E	D	B	D	F	B	--	B	C	B	O	O	O	O	O	O	B	B	B					
				--			5,15			6,18			--			8,8			10,10			10,10			8,48					
6030 554	LOBO NATASHA FRANCIS DOROTHY GR GP,GP*C	63	20	83	63	15	78	66	20	86	64	18	82	24	24	48	24	23	47	24	24	48	90	45	135	607	21	207	9.86	P
		A	O	O	A	A	A	O	O	O	O	O	O	O	O	O	O	O	O	O	O	O	O	O	O					
				10,30			9,27			10,30			10,30			10,10			10,10			10,10			10,60					
6030 555	LOBO ROSS STANISLAUS VANITA GR GP,GP*C	41	16	57	36	11	47	52	20	72	46	20	66	23	23	46	22	16	38	23	23	46	80	44	124	496	21	167	7.95	P
		D	O	D	E	D	E	C	O	B	D	O	C	O	O	O	O	C	A	O	O	O	O	O	O					
				6,18			5,15			8,24			7,21			10,10			9,9			10,10			10,60					
6030 556	LOPES SHAUN JOSEPH REKHA GR GP,GP*C	32	09	41	37	11	48	48	15	63	33	17	50	22	21	43	22	20	42	23	23	46	80	44	124	457	21	156	7.43	P
		P	E	P	E	D	E	C	A	C	P	O	D	O	O	O	O	O	O	O	O	O	O	O	O					
				4,12			5,15			7,21			6,18			10,10			10,10			10,10			10,60					
6030 557	MARATHE VAISHNAVI ANIL ASMITA GR GP,GP*C	66	20	86	63	16	79	74	19	93	54	20	74	24	23	47	24	22	46	23	23	46	88	44	132	603	21	201	9.57	P
		O	O	O	A	O	A	O	O	O	C	O	B	O	O	O	O	O	O	O	O	O	O	O	O					
				10,30			9,27			10,30			8,24			10,10			10,10			10,10			10,60					
6030 558	MEHTA SAMARTH KETAN MAMTA GR GP,GP*C	52	17	69	54	15	69	66	17	83	57	20	77	24	23	47	23	22	45	22	22	44	92	47	139	573	21	189	9	P
		C	O	C	C	A	C	O	O	O	B	O	A	O	O	O	O	O	O	O	O	O	O	O	O					
				7,21			7,21			10,30			9,27			10,10			10,10			10,10			10,60					

/: FEMALE, #: 0.229, @ : 0.5042, * : 0.5045, ADC : ADMISSION CANCELLED, RR : RESERVED, -- : Fails in Theory or Practical, RPV : PROVISIONAL, RCC : 0.5050, AA : ABSENT, F : FAILS, P : PASSES, NULL : NULL & VOID
G : Grade, GP : Grade Points, C : Credits, CP : Credit Points, ΣG : Sum of Product of Credits & Grades, Σ : Sum of Credit Points, GPA : ΣG / Σ
MARKS : >=80 >=75 and <80 >=70 and <75 >=60 and <70 >=50 and <60 >=45 and <50 >=40 and <45 <40
GRADE : O A B C D E P F
GRADE POINT : 10 9 8 7 6 5 4 0

RESULT PREPARED BY : _____

RESULT CHECKED BY : _____

RESULT RECHECKED BY : _____

Result Date :

EXAMINATION-IN-CHARGE


PRINCIPAL



**FR. CONCEICAO RODRIGUES COLLEGE OF ENGINEERING
(UNIVERSITY OF MUMBAI)
B.E. (COMPUTER) SEMESTER - VIII (CBC 'C' SCHEME 2019) EXAMINATION MAY 2023**

1. Distributed Computing 3. Department Level Optional Course - 6 5. Distributed Computing Lab 7. Department Level Optional Course - 6 Lab
2. Department Level Optional Course - 5 4. Institute Level Optional Course - 2 6. Department Level Optional Course - 5 L8a.bMajor Project - 2

Seat No.	Candidate Name	-PP1-			-PP2-			-PP3-			-PP4-			-PP5-			-PP6-			-PP7-			-PP8-			Total Marks	≥C	≥CG	GPA	Rem.
		TH	IA	Tot	TH	IA	Tot	TH	IA	Tot	TH	IA	Tot	TW	OR	Tot	TW	OR	Tot	TW	PR	Tot	TW	OR	Tot					
		80/32	20/8	100/40	80/32	20/8	100/40	80/32	20/8	100/40	80/32	20/8	100/40	25/10	25/10	50/20	25/10	25/10	50/20	25/10	25/10	50/20	100/40	50/20	150/60					
	Credits			3.			3.			3.			3.			1.			1.			1.			6.	700				
6030 559	MHATRE YOHAN RAJESH VRUSHALI GR GP,GP°C	67	16	83	66	13	79	64	20	84	65	20	85	19	21	40	20	20	40	23	23	46	85	42	127	584	21	207	9.86	P
				10,30			9,27			10,30			10,30			10,10			10,10			10,10			10,60					
6030 560	/ MOHARE PRACHI PRASHANT POOJA GR GP,GP°C	61	18	79	64	14	78	67	19	86	47	20	67	20	22	42	18	20	38	23	23	46	80	45	125	561	21	194	9.24	P
				9,27			9,27			10,30			7,21			10,10			9,9			10,10			10,60					
6030 561	MOURYA RAJ HARINDAR IMRITI GR GP,GP°C	54	19	73	49	18	67	67	19	86	48	20	68	23	23	46	23	22	45	23	23	46	96	49	145	576	21	186	8.86	P
				8,24			7,21			10,30			7,21			10,10			10,10			10,10			10,60					
6030 562	NAIDU MANOHARAN PRABHAKARAN SHANTI GR GP,GP°C	48	16	64	38	14	52	55	17	72	51	18	69	20	19	39	21	20	41	22	22	44	81	38	119	500	21	167	7.95	P
				7,21			6,18			8,24			7,21			9,9			10,10			10,10			9,54					
6030 563	/ NERKAR TRUPTI DADAJI SUGANDHA GR GP,GP°C	50	18	68	47	13	60	68	20	88	66	20	86	21	22	43	22	19	41	23	23	46	85	45	130	562	21	192	9.14	P
				7,21			7,21			10,30			10,30			10,10			10,10			10,10			10,10					
6030 564	/ NORONHA NIKITA EMILIA JOAQUIM MATHIAS NORONHA GR GP,GP°C	58	19	77	43	14	57	46	19	65	46	20	66	21	22	43	23	20	43	22	22	44	86	46	132	527	21	177	8.43	P
				9,27			6,18			7,21			7,21			10,10			10,10			10,10			10,60					
6030 565	PADHY OM BANAMALI REENA GR GP,GP°C	58	18	76	61	12	73	64	19	83	48	20	68	23	21	44	24	20	44	22	22	44	92	47	139	571	21	192	9.14	P
				9,27			8,24			10,30			7,21			10,10			10,10			10,10			10,60					
6030 566	PARMAR MEET HARESH SUSHMA GR GP,GP°C	54	14	68	58	08	66	60	19	79	43	18	61	20	20	40	19	17	36	21	21	42	93	44	137	529	21	178	8.48	P
				7,21			7,21			9,27			7,21			10,10			8,8			10,10			10,60					
6030 567	PATRICK RONALD BASIL SUCHITA GR GP,GP°C	51	18	69	49	11	60	66	19	85	54	20	74	22	20	42	23	21	44	21	21	42	93	44	137	553	21	186	8.86	P
				7,21			7,21			10,30			8,24			10,10			10,10			10,10			10,60					
6030 568	PUNAPULLY VEDAANT SUNIL SREEJA GR GP,GP°C	41	18	59	62	15	77	46	19	65	68	20	88	21	21	42	23	22	45	23	23	46	80	37	117	539	21	180	8.57	P
				6,18			9,27			7,21			10,30			10,10			10,10			10,10			9,54					

/: FEMALE, #: 0.229, @ : 0.5042, * : 0.5045, ADC : ADMISSION CANCELLED, RR : RESERVED, -- : Fails in Theory or Practical, RPV : PROVISIONAL, RCC : 0.5050, AA : ABSENT, F : FAILS, P : PASSES, NULL : NULL & VOID
G : Grade, GP : Grade Points, C : Credits, CP : Credit Points, ΣCG : Sum of Product of Credits & Grades, ΣS : Sum of Credit Points, GPA : ΣG / ΣS
MARKS : >=80 >=75 and <80 >=70 and <75 >=60 and <70 >=50 and <60 >=45 and <50 >=40 and <45 <40
GRADE : O A B C D E P F
GRADE POINT : 10 9 8 7 6 5 4 0

RESULT PREPARED BY : _____

RESULT CHECKED BY : _____

RESULT RECHECKED BY : _____

Result Date :

EXAMINATION-IN-CHARGE


PRINCIPAL

**FR. CONCEICAO RODRIGUES COLLEGE OF ENGINEERING
(UNIVERSITY OF MUMBAI)
B.E. (COMPUTER) SEMESTER - VIII (CBC 'C' SCHEME 2019) EXAMINATION MAY 2023**

1. Distributed Computing 3. Department Level Optional Course - 6 5. Distributed Computing Lab 7. Department Level Optional Course - 6 Lab
2. Department Level Optional Course - 5 4. Institute Level Optional Course - 2 6. Department Level Optional Course - 5 L8a.bMajor Project - 2

Seat No.	Candidate Name	-PP1-			-PP2-			-PP3-			-PP4-			-PP5-			-PP6-			-PP7-			-PP8-			Total Marks	≥C	≥CG	GPA	Rem.	
		TH	IA	Tot	TH	IA	Tot	TH	IA	Tot	TH	IA	Tot	TW	OR	Tot	TW	OR	Tot	TW	PR	Tot	TW	OR	Tot						
		80/32	20/8	100/40	80/32	20/8	100/40	80/32	20/8	100/40	80/32	20/8	100/40	25/10	25/10	50/20	25/10	25/10	50/20	25/10	25/10	50/20	100/40	50/20	150/60						
	Credits			3.			3.			3.			3.			1.			1.			1.			6.	700					
6030 569	RAJPAL TARANSINGH MANJEETSINGH RITA	GR GP,GP*C	47 D	11 D	58 D	43 D	08 P	51 D	43 D	13 C	56 D	45 D	19 O	64 C	20 O	22 O	42 O	19 A	19 A	38 A	22 O	22 O	44 O	83 O	42 O	125 O	478	21	164	7.81	P
6030 570	/ RAO ALISHA DINESH CYNTHIA	GR GP,GP*C	58 B	15 A	73 B	54 C	14 B	68 C	34 P	20 O	54 D	56 B	20 O	76 A	20 O	22 O	42 O	21 O	21 O	42 O	23 O	23 O	46 O	80 O	37 B	117 A	518	21	174	8.29	P
6030 571	RODRIGUES JOSHUA SALVADOR MANETTE	GR GP,GP*C	46 D	18 O	64 C	58 B	11 D	69 C	68 O	18 O	86 O	52 C	19 O	71 B	23 O	23 O	46 O	24 O	21 O	45 O	23 O	23 O	46 O	80 O	38 A	118 A	545	21	180	8.57	P
6030 572	/ RODRIGUES KAYLYNN MARTINA TITUS FLAVIA	GR GP,GP*C	57 B	20 O	77 A	58 B	17 O	75 A	58 B	20 O	78 A	55 C	20 O	75 A	24 O	22 O	46 O	24 O	22 O	46 O	22 O	22 O	44 O	88 O	44 O	132 O	573	21	198	9.43	P
6030 573	RODRIGUES RHYTH VICTOR REKHA	GR GP,GP*C	48 C	15 A	63 C	53 C	11 D	64 C	58 B	19 O	77 A	56 B	19 O	75 A	23 O	22 O	45 O	24 O	23 O	47 O	23 O	23 O	46 O	80 O	40 O	120 O	537	21	186	8.86	P
6030 574	/ RUMAO JOYLI MARSHAL LOUIZA	GR GP,GP*C	58 B	17 O	75 A	62 A	12 C	74 B	63 A	20 O	83 O	65 O	20 O	85 O	23 O	23 O	46 O	24 O	21 O	45 O	23 O	23 O	46 O	88 O	44 O	132 O	586	21	201	9.57	P
6030 575	RUMAO ROYCE RAJESH JOSHILA	GR GP,GP*C	46 D	16 O	62 C	47 D	10 D	57 D	49 C	16 O	65 C	34 P	17 O	51 D	19 A	18 B	37 B	20 O	20 O	40 O	21 O	21 O	42 O	84 O	42 O	126 O	480	21	166	7.9	P
6030 576	SANGHVI MANN DHARMENDRA REETA	GR GP,GP*C	58 B	18 O	76 A	41 D	12 C	53 D	62 A	18 O	80 O	62 A	20 O	82 O	22 O	23 O	45 O	20 O	20 O	40 O	23 O	21 O	44 O	92 O	47 O	139 O	559	21	195	9.29	P
6030 577	/ SEQUEIRA RACHEL STEVEN CECILIA	GR GP,GP*C	62 A	16 O	78 A	58 B	15 A	73 B	63 A	20 O	83 O	54 C	20 O	74 B	24 O	23 O	47 O	24 O	23 O	47 O	24 O	24 O	48 O	96 O	49 O	145 O	595	21	195	9.29	P
6030 578	SHAH MANAN AMIT KINNARI	GR GP,GP*C	49 C	13 C	62 C	55 C	14 B	69 C	58 B	17 O	75 A	67 O	20 O	87 O	21 O	20 O	41 O	22 O	22 O	44 O	21 O	21 O	42 O	89 O	44 O	133 O	553	21	189	9	P

/ : FEMALE, # : 0.229, @ : 0.5042, * : 0.5045, ADC : ADMISSION CANCELLED, RR : RESERVED, -- : Fails in Theory or Practical, RPV : PROVISIONAL, RCC : 0.5050, AA : ABSENT, F : FAILS, P : PASSES, NULL : NULL & VOID
G : Grade, GP : Grade Points, C : Credits, CP : Credit Points, ΣG : Sum of Product of Credits & Grades, Σ : Sum of Credit Points, GPA : ΣG / Σ
MARKS : >=80 >=75 and <80 >=70 and <75 >=60 and <70 >-50 and <60 >=45 and <50 >=40 and <45 <40
GRADE : O A B C D E P F
GRADE POINT : 10 9 8 7 6 5 4 0

RESULT PREPARED BY : _____

RESULT CHECKED BY : _____

RESULT RECHECKED BY : _____

Result Date :

EXAMINATION-IN-CHARGE


PRINCIPAL

**FR. CONCEICAO RODRIGUES COLLEGE OF ENGINEERING
(UNIVERSITY OF MUMBAI)**

B.E. (COMPUTER) SEMESTER - VIII (CBC 'C' SCHEME 2019) EXAMINATION MAY 2023

1. Distributed Computing 3. Department Level Optional Course - 6 5. Distributed Computing Lab 7. Department Level Optional Course - 6 Lab
2. Department Level Optional Course - 5 4. Institute Level Optional Course - 2 6. Department Level Optional Course - 5 L8a.bMajor Project - 2

Seat No.	Candidate Name	-PP1-			-PP2-			-PP3-			-PP4-			-PP5-			-PP6-			-PP7-			-PP8-			Total Marks	≥C	≥CG	GPA	Rem.
		TH	IA	Tot	TH	IA	Tot	TH	IA	Tot	TH	IA	Tot	TW	OR	Tot	TW	OR	Tot	TW	PR	Tot	TW	OR	Tot					
		80/32	20/8	100/40	80/32	20/8	100/40	80/32	20/8	100/40	80/32	20/8	100/40	25/10	25/10	50/20	25/10	25/10	50/20	25/10	25/10	50/20	100/40	50/20	150/60					
	Credits			3.			3.			3.			3.			1.			1.			1.			6.	700	21			
6030 579	/ SHAH SRUSHTI SURAJ SHIKHA GR GP,GP*C	32 P	09 E	41 P	32 P	11 D	43 P	43 D	12 C	55 D	32 P	13 C	45 E	23 O	22 O	45 O	23 O	19 A	42 O	23 O	23 O	46 O	95 O	49 O	144 O	461	21	147	7	P
6030 580	/ SHARMA ANANYA SANJEEV KUMAR POONAM GR GP,GP*C	35 P	12 C	47 E	36 E	11 D	47 E	49 C	17 O	66 C	37 E	18 O	55 D	21 O	22 O	43 O	20 O	19 A	39 A	23 O	23 O	46 O	63 C	38 A	101 C	444	21	140	6.67	P
6030 581	/ SHETTY SHRUTI VISHWANATH SHAILAJA GR GP,GP*C	56 B	19 O	75 A	52 C	13 C	65 C	48 C	19 O	67 C	53 C	20 O	73 B	23 O	23 O	46 O	23 O	23 O	46 O	22 O	22 O	44 O	96 O	48 O	144 O	560	21	183	8.71	P
6030 582	SOARES LANCE GARRICK ULA EUNICE GR GP,GP*C	47 D	18 O	65 C	54 C	16 O	70 B	55 C	19 O	74 B	52 C	20 O	72 B	21 O	20 O	41 O	19 A	19 A	38 A	21 O	21 O	42 O	93 O	47 O	140 O	542	21	182	8.67	P
6030 583	/ THAKUR AAYUSHI AVINASH SUVARNA GR GP,GP*C	63 A	20 O	83 O	67 O	12 C	79 A	42 D	20 O	62 C	70 O	20 O	90 O	22 O	22 O	44 O	20 O	21 O	41 O	23 O	23 O	46 O	96 O	49 O	145 O	590	21	198	9.43	P
6030 584	TUSCANO REEZ RICHARD LALITA GR GP,GP*C	45 D	12 C	57 D	63 A	08 P	71 B	57 B	14 B	71 B	43 D	19 O	62 C	22 O	21 O	43 O	19 A	17 C	36 B	23 O	23 O	46 O	80 O	44 O	124 O	510	21	175	8.33	P
6030 585	/ TUSCANO SANIA CHARLES SARITA GR GP,GP*C	71 O	18 O	89 O	61 A	13 C	74 B	61 A	17 O	78 A	58 B	20 O	78 A	21 O	21 O	42 O	22 O	22 O	44 O	23 O	23 O	46 O	92 O	48 O	140 O	591	21	198	9.43	P
6030 586	/ TUSCANO SENIYA JEROME SAVITA GR GP,GP*C	71 O	16 O	87 O	55 C	12 C	67 C	59 B	15 A	74 B	48 C	18 O	66 C	21 O	21 O	42 O	20 O	20 O	40 O	23 O	23 O	46 O	92 O	40 O	132 O	554	21	186	8.86	P
6030 587	/ VARMA GAYATRI PRAMOD RAJANI GR GP,GP*C	67 O	14 B	81 O	48 C	08 P	56 D	47 D	18 O	65 C	51 C	18 O	69 C	21 O	21 O	42 O	22 O	21 O	43 O	22 O	22 O	44 O	90 O	46 O	136 O	536	21	180	8.57	P

/: FEMALE, # : 0.229, @ : 0.5042, * : 0.5045, ADC : ADMISSION CANCELLED, RR : RESERVED, -- : Fails in Theory or Practical, RPV : PROVISIONAL, RCC : 0.5050, AA : ABSENT, F : FAILS, P : PASSES, NULL : NULL & VOID
G : Grade, GP : Grade Points, C : Credits, CP : Credit Points, ΣG : Sum of Product of Credits & Grades, Σ : Sum of Credit Points, GPA : ΣG / Σ
MARKS : >=80 >=75 and <80 >=70 and <75 >=60 and <70 >-50 and <60 >=45 and <50 >=40 and <45 <40
GRADE : O A B C D E P F
GRADE POINT : 10 9 8 7 6 5 4 0


RESULT PREPARED BY : _____

RESULT CHECKED BY : _____

RESULT RECHECKED BY : _____

Result Date :

EXAMINATION-IN-CHARGE


PRINCIPAL

**FR. CONCEICAO RODRIGUES COLLEGE OF ENGINEERING
(UNIVERSITY OF MUMBAI)
B.E. (COMPUTER) SEMESTER - VIII (CBC 'C' SCHEME 2019) EXAMINATION MAY 2023**

1. Distributed Computing 3. Department Level Optional Course - 6 5. Distributed Computing Lab 7. Department Level Optional Course - 6 Lab
2. Department Level Optional Course - 5 4. Institute Level Optional Course - 2 6. Department Level Optional Course - 5 L8a.bMajor Project - 2

Seat No.	Candidate Name	-PP1-			-PP2-			-PP3-			-PP4-			-PP5-			-PP6-			-PP7-			-PP8-			Total Marks	≥C	≥CG	GPA	Rem.
		TH	IA	Tot	TH	IA	Tot	TH	IA	Tot	TH	IA	Tot	TW	OR	Tot	TW	OR	Tot	TW	PR	Tot	TW	OR	Tot					
		80/32	20/8	100/40	80/32	20/8	100/40	80/32	20/8	100/40	80/32	20/8	100/40	25/10	25/10	50/20	25/10	25/10	50/20	25/10	25/10	50/20	100/40	50/20	150/60					
	Credits			3.			3.			3.			3.			1.			1.			1.			6.		21			
6030 588	VAZ GODWIN FRANCIS SHAILA	52	15	67	40	12	52	53	17	70	53	18	71	22	21	43	18	21	39	23	23	46	80	44	124	512	21	176	8.38	
	GR	C	A	C	D	C	D	C	O	B	C	O	B	O	O	O	B	O	A	O	O	O	O	O	O					P
	GP,GP*C			7,21			6,18			8,24			8,24			10,10			9,9			10,10			10,60					
6030 589	VAZ TRAVIS IVOR CIANA	51	18	69	63	15	78	66	19	85	55	20	75	23	23	46	24	22	46	23	23	46	96	48	144	589	21	195	9.29	
	GR	C	O	C	A	A	A	O	O	O	C	O	A	O	O	O	O	O	O	O	O	O	O	O	O					P
	GP,GP*C			7,21			9,27			10,30			9,27			10,10			10,10			10,10			10,60					
6030 590	VERMA SACHI ASHOK GERMA	38	17	55	47	17	64	61	19	80	59	20	79	20	19	39	20	19	39	22	22	44	88	46	134	534	21	184	8.76	
	GR	E	O	D	D	O	C	A	O	O	B	O	A	O	A	A	O	A	A	O	O	O	O	O	O					P
	GP,GP*C			6,18			7,21			10,30			9,27			9,9			9,9			10,10			10,60					

/ : FEMALE, # : 0.229, @ : 0.5042, * : 0.5045, ADC : ADMISSION CANCELLED, RR : RESERVED, -- : Fails in Theory or Practical, RPV : PROVISIONAL, RCC : 0.5050, AA : ABSENT, F : FAILS, P : PASSES, NULL : NULL & VOID
 G : Grade, GP : Grade Points, C : Credits, CP : Credit Points, SG : Sum of Product of Credits & Grades, CG : Sum of Credit Points, GPA : CG / CΣ
 MARKS : ≥80 ≥75 and <80 ≥70 and <75 ≥60 and <70 ≥50 and <60 ≥45 and <50 ≥40 and <45 <40
 GRADE : O A B C D E P F
 GRADE POINT : 10 9 8 7 6 5 4 0

RESULT PREPARED BY : _____ RESULT CHECKED BY : _____ RESULT RECHECKED BY : _____

Result Date : _____ EXAMINATION-IN-CHARGE



[Handwritten Signature]

PRINCIPAL

BRANCH : Electroncis & Computer Sci

	Regular			A.T.K.T.			Total		
	Male	Female	Total	Male	Female	Total	Male	Female	Total
Total Registered	62	9	71	0	0	0	62	9	71
Absent	0	0	0	0	0	0	0	0	0
P.P.R.	0	0	0	0	0	0	0	0	0
Appeared	62	9	71	0	0	0	62	9	71
Failed	1	0	1	0	0	0	1	0	1
R.C.C.	0	0	0	0	0	0	0	0	0
Passed	61	9	70	0	0	0	61	9	70
Pass %	98	100	99	0	0	0	98	100	99
O (9 & above)	41	8	49	0	0	0	41	8	49
A+ (8 & above)	12	0	12	0	0	0	12	0	12
A (7 & above)	4	1	5	0	0	0	4	1	5
B+ (6 & above)	3	0	3	0	0	0	3	0	3
B (below 6)	1	0	1	0	0	0	1	0	1
R.R.L.E.	3	0	3	0	0	0	3	0	3

**FR. CONCEICAO RODRIGUES COLLEGE OF ENGINEERING
(UNIVERSITY OF MUMBAI)**

B.E. (ELECTRONICS & COMP SCI) SEMESTER - VIII (CBC 'C' SCHEME 2019) EXAMINATION MAY 2023

1. Robotics 3. Department Level Optional Course - 6 5. Robotics Lab 7. Major Project - 2

2. Department Level Optional Course - 5 4. Institute Level Optional Course - 2 6. Department Level Optional Course - 5 Lab

Seat No.	Candidate Name	-PP1-			-PP2-			-PP3-			-PP4-			-PP5-			-PP6-			-PP7-			Total Marks	≥ C	≥ CG	GPA	Rem.
		TH	IA	Tot	TH	IA	Tot	TH	IA	Tot	TH	IA	Tot	TW	OR	Tot	TW	OR	Tot	TW	OR	Tot					
		80/32	20/8	100/40	80/32	20/8	100/40	80/32	20/8	100/40	80/32	20/8	100/40	25/10	25/10	50/20	25/10	25/10	50/20	50/20	100/40	150/60					
	Credits			3.			3.			3.			3.			1.			1.			6.		20			
6026 135	DSOUZA DEON NORBERT FATIMA GR GP,GP*C	55 C	18 O	73 B	42 D	14 B	56 D	70 O	15 A	85 O	70 O	19 O	89 O	22 O	20 O	42 O	23 O	19 A	42 O	46 O	84 O	130 O	517	20	182	9.1	P
				8,24			6,18			10,30			10,30			10,10			10,10			10,60					
6026 136	TANDON DIVYANSHU RAVI REENA GR GP,GP*C	53 C	11 D	64 C	47 D	15 A	62 C	48 C	15 A	63 C	57 B	18 O	75 A	18 B	17 C	35 B	19 A	19 A	38 A	38 A	88 O	126 O	463	20	167	8.35	P
				7,21			7,21			7,21			9,27			8,8			9,9			10,60					
6026 137	PINTO EMMANUEL NEIL JUDY GR GP,GP*C	80 O	19 O	99 O	68 O	16 O	84 O	62 A	15 A	77 A	74 O	20 O	94 O	22 O	19 A	41 O	23 O	21 O	44 O	44 O	72 B	116 A	555	20	191	9.55	P
				10,30			10,30			9,27			10,30			10,10			10,10			9,54					
6026 138	SHAIKH FAZIL JAVEED REZVANA GR GP,GP*C	34 P	11 D	45 E	53 C	09 E	62 C	72 O	15 A	87 O	61 A	16 O	77 A	17 C	18 B	35 B	21 O	19 A	40 O	47 O	82 O	129 O	475	20	171	8.55	P
				5,15			7,21			10,30			9,27			8,8			10,10			10,60					
6026 139	MANUEL GAUTAM SHIBU MEENA GR GP,GP*C	74 O	16 O	90 O	64 O	15 A	79 A	74 O	15 A	89 O	67 O	20 O	87 O	23 O	21 O	44 O	20 O	22 O	42 O	49 O	98 O	147 O	578	20	197	9.85	P
				10,30			9,27			10,30			10,30			10,10			10,10			10,60					
6026 140	/ PEREIRA GRACE CLEMENT SUSMITA GR GP,GP*C	61 A	17 O	78 A	64 O	10 D	74 B	57 B	19 O	76 A	61 A	18 O	79 A	19 A	17 C	36 B	20 O	19 A	39 A	40 O	80 O	120 O	502	20	182	9.1	P
				9,27			8,24			9,27			9,27			8,8			9,9			10,60					
6026 141	SONI HARSH PRAVIN ASHA GR GP,GP*C	61 A	12 C	73 B	44 D	08 P	52 D	52 C	18 O	70 B	51 C	19 O	70 B	19 A	17 C	36 B	18 B	19 A	37 B	41 O	68 C	109 B	447	20	154	7.7	P
				8,24			6,18			8,24			8,24			8,8			8,8			8,48					
6026 142	PATIL JAYDEEP TUSHAR VAISHALI GR GP,GP*C	73 O	16 O	89 O	64 O	16 O	80 O	64 O	20 O	84 O	75 O	20 O	95 O	21 O	19 A	40 O	22 O	20 O	42 O	45 O	84 O	129 O	559	20	200	10	P
				10,30			10,30			10,30			10,30			10,10			10,10			10,60					
6026 143	/ KANAPARTHY MAINA VENKATARAMANACHARY SUJATHA GR GP,GP*C	61 A	13 C	74 B	42 D	08 P	50 D	46 D	10 D	56 D	53 C	18 O	71 B	14 D	18 B	32 C	19 A	19 A	38 A	38 A	80 O	118 A	439	20	154	7.7	P
				8,24			6,18			6,18			8,24			7,7			9,9			9,54					
6026 144	MARIPPANVRU MAX JOHNSON SAVITA GR GP,GP*C	80 O	19 O	99 O	68 O	17 O	85 O	77 O	20 O	97 O	80 O	20 O	100 O	23 O	22 O	45 O	23 O	21 O	44 O	45 O	90 O	135 O	605	20	200	10	P
				10,30			10,30			10,30			10,30			10,10			10,10			10,60					

/ : FEMALE, # : 0.229, @ : 0.5042, * : 0.5045, ADC : ADMISSION CANCELLED, RR : RESERVED, -- : Fails in Theory or Practical, RPV : PROVISIONAL, RCC : 0.5050, AA : ABSENT, F : FAILS, P : PASSES, NULL : NULL & VOID
 G : Grade, GP : Grade Points, C : Credits, CP : Credit Points, ΣCG : Sum of Product of Credits & Grades, Σ : Sum of Credit Points, GPA : ΣG / Σ
 MARKS : >=80 >=75 and <80 >=70 and <75 >=60 and <70 >=50 and <60 >=45 and <50 >=40 and <45 <40
 GRADE : O A B C D E P F
 GRADE POINT : 10 9 8 7 6 5 4 0

RESULT PREPARED BY : _____

RESULT CHECKED BY : _____

RESULT RECHECKED BY : _____

Result Date : _____

EXAMINATION-IN-CHARGE

[Signature]

PRINCIPAL



FR. CONCEICAO RODRIGUES COLLEGE OF ENGINEERING
B.E. Semester - VIII - MAY 2023

BRANCH : Mechanical Engineering

	Regular			A.T.K.T.			Total		
	Male	Female	Total	Male	Female	Total	Male	Female	Total
Total Registered	62	7	69	0	0	0	62	7	69
Absent	0	0	0	0	0	0	0	0	0
P.P.R.	0	0	0	0	0	0	0	0	0
Appeared	62	7	69	0	0	0	62	7	69
Failed	3	1	4	0	0	0	3	1	4
R.C.C.	0	0	0	0	0	0	0	0	0
Passed	59	6	65	0	0	0	59	6	65
Pass %	95	86	94	0	0	0	95	86	94
O (9 & above)	10	1	11	0	0	0	10	1	11
A+ (8 & above)	32	4	36	0	0	0	32	4	36
A (7 & above)	17	1	18	0	0	0	17	1	18
B+ (6 & above)	0	0	0	0	0	0	0	0	0
B (below 6)	0	0	0	0	0	0	0	0	0
R.R.L.E.	14	1	15	0	0	0	14	1	15

**FR. CONCEICAO RODRIGUES COLLEGE OF ENGINEERING
(UNIVERSITY OF MUMBAI)
B.E. (MECHANICAL) SEMESTER - VIII (CBC 'C' SCHEME 2019) EXAMINATION MAY 2023**

1. Operations Planning & Control 3. Department Level Optional Course - 6 5. Product Design & Development 7. Major Project - II

2. Department Level Optional Course - 5 4. Institute Level Optional Course - 2 6. Laboratory based on IoT

Seat No.	Candidate Name	-PP1-			-PP2-			-PP3-			-PP4-			-PP5-			-PP6-			-PP7-			Total Marks	≥ C	≥ CG	GPA	Rem.
		TH	IA	Tot	TH	IA	Tot	TH	IA	Tot	TH	IA	Tot	TW	PR	Tot	TW	PR	Tot	TW	OR	Tot					
		80/32	20/8	100/40	80/32	20/8	100/40	80/32	20/8	100/40	80/32	20/8	100/40	25/10	25/10	50/20	25/10	25/10	50/20	100/40	50/20	150/60					
		Credits		3.			3.			3.			3.			1.			1.			6.		20			
6018 204	DALI ARYAN SANJAY URVASHI	GR	P	B	E	D	O	D	C	O	C	C	O	B	O	O	O	O	O	O	O	O	O	O	O	O	P
		GP,GP*C			5,15			6,18			7,21			8,24			10,10			10,10			10,60				
6018 205	VARUN SEBASTIAN SUDHA	GR	D	O	C	A	O	O	O	O	A	O	O	O	O	O	O	A	A	O	O	O	O	O	O	P	
		GP,GP*C			7,21			10,30			10,30			10,30			10,10			9,9			10,60				
6018 206	BELNEKAR ATHARVA ANANT ANAGHA	GR	O	O	O	C	O	B	A	O	A	B	O	A	O	A	O	O	O	O	O	O	O	O	O	P	
		GP,GP*C			10,30			8,24			9,27			9,27			10,10			10,10			10,60				
6018 207	CALDEIRA SHANON MANUEL SONIA	GR	D	C	D	E	C	E	C	A	C	C	O	A	O	O	O	A	A	A	O	O	O	O	O	P	
		GP,GP*C			6,18			5,15			7,21			9,27			10,10			9,9			10,60				
6018 208	DABRE CLAIVE PATRICK IRENE	GR	A	C	A	C	O	B	B	O	A	C	O	B	O	O	O	O	O	O	O	O	O	O	O	P	
		GP,GP*C			9,27			8,24			9,27			8,24			10,10			10,10			10,60				
6018 209	DCRUZ NEALON NEEL SUJATA	GR	D	C	D	C	O	C	E	O	D	C	O	C	O	O	O	O	O	O	O	O	O	O	O	P	
		GP,GP*C			6,18			7,21			6,18			7,21			10,10			10,10			10,60				
6018 210	/ DHALWANI RACHAEL RANJIT ANGELA	GR	D	O	C	D	A	C	A	O	O	C	O	B	O	O	O	A	O	O	O	O	O	O	O	P	
		GP,GP*C			7,21			7,21			10,30			8,24			10,10			10,10			10,60				
6018 211	DIWAN ADNAN ZAFAR ALAM HUSNA BANU	GR	B	P	C	C	C	C	C	C	C	C	O	B	O	O	O	C	B	O	O	O	O	O	O	P	
		GP,GP*C			7,21			7,21			7,21			8,24			10,10			8,8			10,60				
6018 212	KAVIRAJ EASWARAN PONNUTHAI	GR	B	A	B	B	O	B	B	O	A	C	O	B	O	O	O	O	O	O	O	O	O	O	O	P	
		GP,GP*C			8,24			8,24			9,27			8,24			10,10			10,10			10,60				
6018 213	FAKHI UMAIR MOHD SHOAB RAISA	GR	C	O	B	C	O	B	O	O	O	O	O	O	O	O	O	O	O	O	O	O	O	O	O	P	
		GP,GP*C			8,24			8,24			10,30			10,30			10,10			10,10			10,60				

/ : FEMALE, # : 0.229, @ : 0.5042, * : 0.5045, ADC : ADMISSION CANCELLED, RR : RESERVED, -- : Fails in Theory or Practical, RPV : PROVISIONAL, RCC : 0.5050, AA : ABSENT, F : FAILS, P : PASSES, NULL : NULL & VOID
 G : Grade, GP : Grade Points, C : Credits, CP : Credit Points, ΣEG : Sum of Product of Credits & Grades, Σ : Sum of Credit Points, GPA : ΣG / Σ
 MARKS : >=80 >=75 and <80 >=70 and <75 >=60 and <70 >=50 and <60 >=45 and <50 >=40 and <45 <40
 GRADE : O A B C D E P F
 GRADE POINT : 10 9 8 7 6 5 4 0

RESULT PREPARED BY : _____

RESULT CHECKED BY : _____

RESULT RECHECKED BY : _____



Result Date : _____

EXAMINATION-IN-CHARGE

PRINCIPAL



**FR. CONCEICAO RODRIGUES COLLEGE OF ENGINEERING
(UNIVERSITY OF MUMBAI)
B.E. (MECHANICAL) SEMESTER - VIII (CBC 'C' SCHEME 2019) EXAMINATION MAY 2023**

1. Operations Planning & Control 3. Department Level Optional Course - 6 5. Product Design & Development 7. Major Project - II

2. Department Level Optional Course - 5 4. Institute Level Optional Course - 2 6. Laboratory based on IoT

Seat No.	Candidate Name	-PP1-			-PP2-			-PP3-			-PP4-			-PP5-			-PP6-			-PP7-			Total Marks	≥ C	≥ CG	GPA	Rem.
		TH	IA	Tot	TH	IA	Tot	TH	IA	Tot	TH	IA	Tot	TW	PR	Tot	TW	PR	Tot	TW	OR	Tot					
		80/32	20/8	100/40	80/32	20/8	100/40	80/32	20/8	100/40	80/32	20/8	100/40	25/10	25/10	50/20	25/10	25/10	50/20	100/40	50/20	150/60					
	Credits			3.			3.			3.			3.			1.			1.			6.	650	20			
6018 214	/ FERNANDES BRENDA ANTHONY CECILIA	54E	18E	72	23F	14E	--	57E	18E	75	56E	20E	76	24E	23E	47	21E	21E	42	90E	42E	132	481	17	158		
	GR	C	O	B	F	B	--	B	O	A	B	O	A	O	O	O	O	O	O	O	O	O					F
	GP,GP*C			8,24			--			9,27			9,27			10,10			10,10			10,60					
6018 215	FERNANDES BRENDAN INACIO DORSLYN	32	13	45	35	16	51	49	17	66	53	19	72	22	21	43	21	20	41	92	46	138	456	20	158	7.9	
	GR	P	C	E	P	O	D	C	O	C	C	O	B	O	O	O	O	O	O	O	O	O					P
	GP,GP*C			5,15			6,18			7,21			8,24			10,10			10,10			10,60					
6018 216	FERNANDES SWAIN EDWARD JOYCY	15F	13E	--	22F	11E	--	53E	12E	65	26F	13E	--	22E	23E	45	23E	23E	46	96E	48E	144	400	11	101		
	GR	F	C	--	F	D	--	C	C	C	F	C	--	O	O	O	O	O	O	O	O	O					F
	GP,GP*C			--			--			7,21			--			10,10			10,10			10,60					
6018 217	GRACIAS REUEL ALWYN RUKSANA	38	12	50	38	16	54	57	19	76	49	18	67	24	22	46	22	22	44	94	45	139	476	20	164	8.2	
	GR	E	C	D	E	O	D	B	O	A	C	O	C	O	O	O	O	O	O	O	O	O					P
	GP,GP*C			6,18			6,18			9,27			7,21			10,10			10,10			10,60					
6018 218	JOEL GEORGE SAM GRACE	50	19	69	43	14	57	49	20	69	47	20	67	23	21	44	23	23	46	96	46	142	494	20	161	8.05	
	GR	C	O	C	D	B	D	C	O	C	D	O	C	O	O	O	O	O	O	O	O	O					P
	GP,GP*C			7,21			6,18			7,21			7,21			10,10			10,10			10,60					
6018 219	/ KALE SWARANGI RAVINDRA MADHURI	37	08	45	40	13	53	60	19	79	62	20	82	24	24	48	23	23	46	95	47	142	495	20	170	8.5	
	GR	E	P	E	D	C	D	A	O	A	A	O	O	O	O	O	O	O	O	O	O	O					P
	GP,GP*C			5,15			6,18			9,27			10,30			10,10			10,10			10,60					
6018 220	KHARIVALE DEEGANT PRADEEP PRAGNA	40	14	54	47	17	64	59	18	77	63	20	83	23	24	47	22	22	44	96	48	144	513	20	176	8.8	
	GR	D	B	D	D	O	C	B	O	A	A	O	O	O	O	O	O	O	O	O	O	O					P
	GP,GP*C			6,18			7,21			9,27			10,30			10,10			10,10			10,60					
6018 221	KUDIRICAL KELVIN WILSON JENNIE	37	11	48	38	17	55	43	17	60	53	16	69	24	20	44	20	19	39	90	43	133	448	20	154	7.7	
	GR	E	D	E	E	O	D	D	O	C	C	O	C	O	O	O	O	A	A	O	O	O					P
	GP,GP*C			5,15			6,18			7,21			7,21			10,10			9,9			10,60					
6018 222	LEMONS SNEDDYN MANUEL CARMELINE	21F	14E	--	20F	09E	--	32E	11E	43	32E	15E	47	24E	19E	43	19E	18E	37	95E	43E	138	372	14	105		
	GR	F	B	--	F	E	--	P	D	P	P	A	E	O	A	O	A	B	B	O	O	O					F
	GP,GP*C			--			--			4,12			5,15			10,10			8,8			10,60					
6018 223	LOBO NIXON JEFFREY ZAKLENE	39	12	51	32	12	44	36	13	49	48	11	59	21	22	43	20	18	38	90	45	135	419	20	142	7.1	
	GR	E	C	D	P	C	P	E	C	E	C	D	D	O	O	O	O	B	A	O	O	O					P
	GP,GP*C			6,18			4,12			5,15			6,18			10,10			9,9			10,60					

/ : FEMALE, # : 0.229, @ : 0.5042, * : 0.5045, ADC : ADMISSION CANCELLED, RR : RESERVED, -- : Fails in Theory or Practical, RPV : PROVISIONAL, RCC : 0.5050, AA : ABSENT, F : FAILS, P : PASSES, NULL : NULL & VOID
 G : Grade, GP : Grade Points, C : Credits, CP : Credit Points, ΣCG : Sum of Product of Credits & Grades, Σ : Sum of Credit Points, GPA : ΣG / ΣC
 MARKS : ≥80 ≥75 and <80 ≥70 and <75 ≥60 and <70 >50 and <60 ≥45 and <50 ≥40 and <45 <40
 GRADE : O A B C D E P F
 GRADE POINT : 10 9 8 7 6 5 4 0

RESULT PREPARED BY : _____

RESULT CHECKED BY : _____

RESULT RECHECKED BY : _____



Result Date : _____

EXAMINATION-IN-CHARGE

PRINCIPAL

**FR. CONCEICAO RODRIGUES COLLEGE OF ENGINEERING
(UNIVERSITY OF MUMBAI)
B.E. (MECHANICAL) SEMESTER - VIII (CBC 'C' SCHEME 2019) EXAMINATION MAY 2023**

1. Operations Planning & Control 3. Department Level Optional Course - 6 5. Product Design & Development 7. Major Project - II

2. Department Level Optional Course - 5 4. Institute Level Optional Course - 2 6. Laboratory based on IoT

Seat No.	Candidate Name	-PP1-			-PP2-			-PP3-			-PP4-			-PP5-			-PP6-			-PP7-			Total Marks	≥ C	≥ CG	GPA	Rem.
		TH	IA	Tot	TH	IA	Tot	TH	IA	Tot	TH	IA	Tot	TW	PR	Tot	TW	PR	Tot	TW	OR	Tot					
		80/32	20/8	100/40	80/32	20/8	100/40	80/32	20/8	100/40	80/32	20/8	100/40	25/10	25/10	50/20	25/10	25/10	50/20	100/40	50/20	150/60					
	Credits			3.			3.			3.			3.			1.			1.			6.		20			
6018 224	LOPES REX JOHNSON PHILOMINA	37E	10E	47	32E	12E	44	23F	15E	--	39E	10E	49	21E	20E	41	20E	18E	38	94E	45E	139	396	17	121		
	GR	E	D	E	P	C	P	F	A	--	E	D	E	O	O	O	O	B	A	O	O	O					F
	GP,GP*C			5,15			4,12			--			5,15			10,10			9,9			10,60					
6018 225	LOTLIKAR YASH SANDEEP TANUJA	45	17	62	44	19	63	57	19	76	60	20	80	24	22	46	22	21	43	96	46	142	512	20	179	8.95	
	GR	D	O	C	D	O	C	B	O	A	A	O	O	O	O	O	O	O	O	O	O	O					P
	GP,GP*C			7,21			7,21			9,27			10,30			10,10			10,10			10,60					
6018 226	/ MANE NEHA DILIP MANDA	44	16	60	42	16	58	65	18	83	39	19	58	23	21	44	20	20	40	89	42	131	474	20	167	8.35	
	GR	D	O	C	D	O	D	O	O	O	E	O	D	O	O	O	O	O	O	O	O	O					P
	GP,GP*C			7,21			6,18			10,30			6,18			10,10			10,10			10,60					
6018 227	MASCARENHAS DARREN MICHAEL GRAC	33	10	43	48	14	62	50	14	64	51	16	67	23	19	42	20	18	38	93	45	138	454	20	154	7.7	
	GR	P	D	P	C	B	C	C	B	C	C	O	C	O	A	O	O	B	A	O	O	O					P
	GP,GP*C			4,12			7,21			7,21			7,21			10,10			9,9			10,60					
6018 228	MENEZES CLINT ALEX ERICA	58	14	72	33	14	47	53	20	73	39	18	57	20	21	41	20	20	40	90	45	135	465	20	161	8.05	
	GR	B	B	B	P	B	E	C	O	B	E	O	D	O	O	O	O	O	O	O	O	O					P
	GP,GP*C			8,24			5,15			8,24			6,18			10,10			10,10			10,60					
6018 229	NAIK DURVANKUR VISHAL MANISHA	48	13	61	41	17	58	61	19	80	52	18	70	21	22	43	20	17	37	95	46	141	490	20	171	8.55	
	GR	C	C	C	D	O	D	A	O	O	C	O	B	O	O	O	O	C	B	O	O	O					P
	GP,GP*C			7,21			6,18			10,30			8,24			10,10			8,8			10,60					
6018 230	NORONHA NIGEL ANIL VIJAYA	46	08	54	57	13	70	62	18	80	54	20	74	21	22	43	18	18	36	89	44	133	490	20	174	8.7	
	GR	D	P	D	B	C	B	A	O	O	C	O	B	O	O	O	B	B	B	O	O	O					P
	GP,GP*C			6,18			8,24			10,30			8,24			10,10			8,8			10,60					
6018 231	PALAMATTAM ABEL DAVID SEENA	56	12	68	45	16	61	54	20	74	58	16	74	21	23	44	20	19	39	80	42	122	482	20	169	8.45	
	GR	B	C	C	D	O	C	C	O	B	B	O	B	O	O	O	O	A	A	O	O	O					P
	GP,GP*C			7,21			7,21			8,24			8,24			10,10			9,9			10,60					
6018 232	PEREIRA PRACHIT LISBON SANGEETA	39	11	50	51	17	68	54	16	70	47	11	58	22	21	43	23	23	46	97	47	144	479	20	161	8.05	
	GR	E	D	D	C	O	C	C	O	B	D	D	D	O	O	O	O	O	O	O	O	O					P
	GP,GP*C			6,18			7,21			8,24			6,18			10,10			10,10			10,60					
6018 233	PINTO ALLEN OSWALD ANCILLA	43	13	56	44	16	60	54	19	73	66	20	86	22	22	44	20	20	40	96	48	144	503	20	173	8.65	
	GR	D	C	D	D	O	C	C	O	B	O	O	O	O	O	O	O	O	O	O	O	O					P
	GP,GP*C			6,18			7,21			8,24			10,30			10,10			10,10			10,60					

/ : FEMALE, # : 0.229, @ : 0.5042, * : 0.5045, ADC : ADMISSION CANCELLED, RR : RESERVED, -- : Fails in Theory or Practical, RPV : PROVISIONAL, RCC : 0.5050, AA : ABSENT, F : FAILS, P : PASSES, NULL : NULL & VOID
 G : Grade, GP : Grade Points, C : Credits, CP : Credit Points, ΣCG : Sum of Product of Credits & Grades, Σ : Sum of Credit Points, GPA : ΣG / ΣC
 MARKS : ≥80 ≥75 and <80 ≥70 and <75 ≥60 and <70 ≥50 and <60 ≥45 and <50 ≥40 and <45 <40
 GRADE : O A B C D E F
 GRADE POINT : 10 9 8 7 6 5 4 0

RESULT PREPARED BY : _____

RESULT CHECKED BY : _____

RESULT RECHECKED BY : _____



Result Date : _____

EXAMINATION-IN-CHARGE

PRINCIPAL



**FR. CONCEICAO RODRIGUES COLLEGE OF ENGINEERING
(UNIVERSITY OF MUMBAI)
B.E. (MECHANICAL) SEMESTER - VIII (CBC 'C' SCHEME 2019) EXAMINATION MAY 2023**

1. Operations Planning & Control 3. Department Level Optional Course - 6 5. Product Design & Development 7. Major Project - II

2. Department Level Optional Course - 5 4. Institute Level Optional Course - 2 6. Laboratory based on IoT

Seat No.	Candidate Name	-PP1-			-PP2-			-PP3-			-PP4-			-PP5-			-PP6-			-PP7-			Total Marks	≥C	≥CG	GPA	Rem.
		TH	IA	Tot	TH	IA	Tot	TH	IA	Tot	TH	IA	Tot	TW	PR	Tot	TW	PR	Tot	TW	OR	Tot					
		80/32	20/8	100/40	80/32	20/8	100/40	80/32	20/8	100/40	80/32	20/8	100/40	25/10	25/10	50/20	25/10	25/10	50/20	100/40	50/20	150/60					
	Credits			3.			3.			3.			3.			1.			1.			6.		20			
6018 234	REMJE HARSH RAMNATH RADHIKA	50	12	62	71	17	88	56	19	75	51	20	71	22	24	46	20	19	39	96	46	142	523	20	181	9.05	
	GR	C	C	C	O	O	O	B	O	A	C	O	B	O	O	O	O	A	A	O	O	O					P
	GP,GP*C			7,21			10,30			9,27			8,24			10,10			9,9			10,60					
6018 235	/ RODRIGUES NOELA NELSON NAINA	42	13	55	33	13	46	47	18	65	39	14	53	22	22	44	20	18	38	90	48	138	439	20	151	7.55	
	GR	D	C	D	P	C	E	D	O	C	E	B	D	O	O	O	O	B	A	O	O	O					P
	GP,GP*C			6,18			5,15			7,21			6,18			10,10			9,9			10,60					
6018 236	SALUNKE BHUSHAN UDAY BHARATI	49	19	68	37	16	53	55	18	73	57	18	75	21	24	45	23	23	46	96	46	142	502	20	170	8.5	
	GR	C	O	C	E	O	D	C	O	B	B	O	A	O	O	O	O	O	O	O	O	O					P
	GP,GP*C			7,21			6,18			8,24			9,27			10,10			10,10			10,60					
6018 237	SATAM KAUSTUBH ARVIND POOJA	33	12	45	32	13	45	35	16	51	32	15	47	21	18	39	23	23	46	95	43	138	411	20	142	7.1	
	GR	P	C	E	P	C	E	P	O	D	P	A	E	O	B	A	O	O	O	O	O	O					P
	GP,GP*C			5,15			5,15			6,18			5,15			9,9			10,10			10,60					
6018 238	SATGHARE NISHANT RAVINDRANATH RASHMI	66	15	81	63	14	77	61	19	80	60	20	80	21	23	44	22	22	44	95	43	138	544	20	197	9.85	
	GR	O	A	O	A	B	A	A	O	O	A	O	O	O	O	O	O	O	O	O	O	O					P
	GP,GP*C			10,30			9,27			10,30			10,30			10,10			10,10			10,60					
6018 239	SAVE CHARIT SHRIKANT VANDANA	52	19	71	56	18	74	68	20	88	59	18	77	21	20	41	22	22	44	95	43	138	533	20	185	9.25	
	GR	C	O	B	B	O	B	O	O	O	B	O	A	O	O	O	O	O	O	O	O	O					P
	GP,GP*C			8,24			8,24			10,30			9,27			10,10			10,10			10,60					
6018 240	SEHRA GURLIV SINGH SUKHVINDER SINGH MANJIT	46	13	59	32	12	44	45	17	62	61	20	81	21	22	43	18	18	36	95	46	141	466	20	159	7.95	
	GR	D	C	D	P	C	P	D	O	C	A	O	O	O	O	O	B	B	B	O	O	O					P
	GP,GP*C			6,18			4,12			7,21			10,30			10,10			8,8			10,60					
6018 241	SHARMA ADITYA RAJEEV MADHU	35	12	47	39	12	51	55	16	71	47	17	64	21	16	37	20	19	39	90	45	135	444	20	155	7.75	
	GR	P	C	E	E	C	D	C	O	B	D	O	C	O	C	B	O	A	A	O	O	O					P
	GP,GP*C			5,15			6,18			8,24			7,21			8,8			9,9			10,60					
6018 242	/ SILIVERY GAUTAMI KUMARASWAMY ROHINI	68	19	87	50	17	67	67	20	87	53	20	73	22	21	43	22	22	44	90	48	138	539	20	185	9.25	
	GR	O	O	O	C	O	C	O	O	O	C	O	B	O	O	O	O	O	O	O	O	O					P
	GP,GP*C			10,30			7,21			10,30			8,24			10,10			10,10			10,60					
6018 243	SOLANKI VINEET KIRIT KUSUM	45	15	60	47	15	62	62	19	81	59	20	79	23	23	46	23	23	46	96	46	142	516	20	179	8.95	
	GR	D	A	C	D	A	C	A	O	O	B	O	A	O	O	O	O	O	O	O	O	O					P
	GP,GP*C			7,21			7,21			10,30			9,27			10,10			10,10			10,60					

/ : FEMALE, # : 0.229, @ : 0.5042, * : 0.5045, ADC : ADMISSION CANCELLED, RR : RESERVED, -- : Fails in Theory or Practical, RPV : PROVISIONAL, RCC : 0.5050, AA : ABSENT, F : FAILS, P : PASSES, NULL : NULL & VOID
 G : Grade, GP : Grade Points, C : Credits, CP : Credit Points, ΣCG : Sum of Product of Credits & Grades, Σ : Sum of Credit Points, GPA : ΣG / ΣC
 MARKS : ≥80 ≥75 and <80 ≥70 and <75 ≥60 and <70 >50 and <60 ≥45 and <50 ≥40 and <45 <40
 GRADE : O A B C D E F
 GRADE POINT : 10 9 8 7 6 5 4 0

RESULT PREPARED BY : _____

RESULT CHECKED BY : _____

RESULT RECHECKED BY : _____



Result Date : _____

EXAMINATION-IN-CHARGE

PRINCIPAL

**FR. CONCEICAO RODRIGUES COLLEGE OF ENGINEERING
(UNIVERSITY OF MUMBAI)
B.E. (MECHANICAL) SEMESTER - VIII (CBC 'C' SCHEME 2019) EXAMINATION MAY 2023**

1. Operations Planning & Control 3. Department Level Optional Course - 6 5. Product Design & Development 7. Major Project - II

2. Department Level Optional Course - 5 4. Institute Level Optional Course - 2 6. Laboratory based on IoT

Seat No.	Candidate Name	-PP1-			-PP2-			-PP3-			-PP4-			-PP5-			-PP6-			-PP7-			Total Marks	≥C	≥CG	GPA	Rem.
		TH	IA	Tot	TH	IA	Tot	TH	IA	Tot	TH	IA	Tot	TW	PR	Tot	TW	PR	Tot	TW	OR	Tot					
		80/32	20/8	100/40	80/32	20/8	100/40	80/32	20/8	100/40	80/32	20/8	100/40	25/10	25/10	50/20	25/10	25/10	50/20	100/40	50/20	150/60					
	Credits			3.			3.			3.			3.			1.			1.			6.		20			
6018 244	/ TARI SHRAVANI VINAYAK SHRADDHA	55	10	65	59	14	73	55	20	75	60	19	79	23	22	45	18	16	34	89	42	131	502	20	176	8.8	
	GR	C	D	C	B	B	B	C	O	A	A	O	A	O	O	O	B	C	C	O	O	O					P
	GP,GP*C			7,21			8,24			9,27			9,27			10,10			7,7			10,60					
6018 245	TUSCANO JOYAGE JOHN VERONICA	40	14	54	52	16	68	52	19	71	58	20	78	22	21	43	22	22	44	95	45	140	498	20	170	8.5	
	GR	D	B	D	C	O	C	C	O	B	B	O	A	O	O	O	O	O	O	O	O	O					P
	GP,GP*C			6,18			7,21			8,24			9,27			10,10			10,10			10,60					
6018 246	TUSCANO REAGAN LOUIS SANGEETA	32	09	41	33	11	44	51	17	68	48	18	66	21	20	41	20	20	40	90	45	135	435	20	146	7.3	
	GR	P	E	P	P	D	P	C	O	C	C	O	C	O	O	O	O	O	O	O	O	O					P
	GP,GP*C			4,12			4,12			7,21			7,21			10,10			10,10			10,60					
6018 247	UCHGAONKAR SHARVANG PRASAD GOU	40	08	48	33	10	43	57	18	75	50	11	61	20	22	42	18	16	34	90	45	135	438	20	152	7.6	
	GR	D	P	E	P	D	P	B	O	A	C	D	C	O	O	O	B	C	C	O	O	O					P
	GP,GP*C			5,15			4,12			9,27			7,21			10,10			7,7			10,60					
6018 248	VADKE MAYURESH DILIP DARSHANA	58	09	67	47	17	64	42	17	59	59	19	78	24	23	47	20	20	40	92	46	138	493	20	167	8.35	
	GR	B	E	C	D	O	C	D	O	D	B	O	A	O	O	O	O	O	O	O	O	O					P
	GP,GP*C			7,21			7,21			6,18			9,27			10,10			10,10			10,60					
6018 249	YADAV MAUSAM ASHOKKUMAR PUSHPA	55	18	73	49	16	65	56	19	75	60	17	77	20	24	44	22	22	44	94	43	137	515	20	179	8.95	
	GR	C	O	B	C	O	C	B	O	A	A	O	A	O	O	O	O	O	O	O	O	O					P
	GP,GP*C			8,24			7,21			9,27			9,27			10,10			10,10			10,60					
6018 250	ALLEN DONY LILLYKUTTY	43	11	54	32	12	44	35	11	46	46	16	62	22	20	42	20	20	40	84	42	126	414	20	146	7.3	
	GR	D	D	D	P	C	P	P	D	E	D	O	C	O	O	O	O	O	O	O	O	O					P
	GP,GP*C			6,18			4,12			5,15			7,21			10,10			10,10			10,60					
6018 251	KEVIN SAM MATHEW SHERLY	66	19	85	53	16	69	56	18	74	63	16	79	22	24	46	23	23	46	95	46	141	540	20	182	9.1	
	GR	O	O	O	C	O	C	B	O	B	A	O	A	O	O	O	O	O	O	O	O	O					P
	GP,GP*C			10,30			7,21			8,24			9,27			10,10			10,10			10,60					
6018 252	BEPARI ANAS IFTEKHAR AHMED SHABINA	55	20	75	63	20	83	68	20	88	71	19	90	23	24	47	23	23	46	95	45	140	569	20	197	9.85	
	GR	C	O	A	A	O	O	O	O	O	O	O	O	O	O	O	O	O	O	O	O	O					P
	GP,GP*C			9,27			10,30			10,30			10,30			10,10			10,10			10,60					
6018 253	BHATKUNDE AYUSH PRASHANT MANJUSHA	55	17	72	62	15	77	55	18	73	51	17	68	22	23	45	22	22	44	95	45	140	519	20	176	8.8	
	GR	C	O	B	A	A	A	C	O	B	C	O	C	O	O	O	O	O	O	O	O	O					P
	GP,GP*C			8,24			9,27			8,24			7,21			10,10			10,10			10,60					

/ : FEMALE, # : 0.229, @ : 0.5042, * : 0.5045, ADC : ADMISSION CANCELLED, RR : RESERVED, -- : Fails in Theory or Practical, RPV : PROVISIONAL, RCC : 0.5050, AA : ABSENT, F : FAILS, P : PASSES, NULL : NULL & VOID
 G : Grade, GP : Grade Points, C : Credits, CP : Credit Points, ΣCG : Sum of Product of Credits & Grades, Σ : Sum of Credit Points, GPA : ΣG / Σ
 MARKS : ≥80 ≥75 and <80 ≥70 and <75 ≥60 and <70 >50 and <60 ≥45 and <50 ≥40 and <45 <40
 GRADE : O A B C D E F
 GRADE POINT : 10 9 8 7 6 5 4 0

RESULT PREPARED BY : _____

RESULT CHECKED BY : _____

RESULT RECHECKED BY : _____

[Signature]

Result Date : _____

EXAMINATION-IN-CHARGE

PRINCIPAL



**FR. CONCEICAO RODRIGUES COLLEGE OF ENGINEERING
(UNIVERSITY OF MUMBAI)
B.E. (MECHANICAL) SEMESTER - VIII (CBC 'C' SCHEME 2019) EXAMINATION MAY 2023**

1. Operations Planning & Control 3. Department Level Optional Course - 6 5. Product Design & Development 7. Major Project - II

2. Department Level Optional Course - 5 4. Institute Level Optional Course - 2 6. Laboratory based on IoT

Seat No.	Candidate Name	-PP1-			-PP2-			-PP3-			-PP4-			-PP5-			-PP6-			-PP7-			Total Marks	≥ C	≥ CG	GPA	Rem.
		TH	IA	Tot	TH	IA	Tot	TH	IA	Tot	TH	IA	Tot	TW	PR	Tot	TW	PR	Tot	TW	OR	Tot					
		80/32	20/8	100/40	80/32	20/8	100/40	80/32	20/8	100/40	80/32	20/8	100/40	25/10	25/10	50/20	25/10	25/10	50/20	100/40	50/20	150/60	650				
				3.			3.			3.			3.			1.			1.			6.		20			
6018 254	BHOI VIGNESH RAMESH RAJESHWARI	57	12	69	46	16	62	54	19	73	63	19	82	22	23	45	23	23	46	92	46	138	515	20	176	8.8	
	GR	B	C	C	D	O	C	C	O	B	A	O	O	O	O	O	O	O	O	O	O	O					P
	GP,GP*C			7,21			7,21			8,24			10,30			10,10			10,10			10,60					
6018 255	CHAVAN VEDANG SATISH PRAMILA	40	14	54	40	17	57	49	18	67	50	15	65	24	23	47	19	19	38	95	46	141	469	20	157	7.85	
	GR	D	B	D	D	O	D	C	O	C	C	A	C	O	O	O	A	A	A	O	O	O					P
	GP,GP*C			6,18			6,18			7,21			7,21			10,10			9,9			10,60					
6018 256	DCUNHA NOEL VINAY EMILDA	41	09	50	28	13	41	37	13	50	50	08	58	22	20	42	10	13	23	80	42	122	386	20	144	7.2	
	GR	D	E	D	P	C	E	E	C	D	C	P	D	O	O	O	P	D	E	O	O	O	*				P
	GP,GP*C			6,18			5,15			6,18			6,18			10,10			5,5			10,60				(*0.5045)	
6018 257	FERNANDES ANDREW ANTHONY JANNET	40	15	55	32	13	45	44	19	63	42	17	59	22	22	44	23	23	46	95	45	140	452	20	152	7.6	
	GR	D	A	D	P	C	E	D	O	C	D	O	D	O	O	O	O	O	O	O	O	O					P
	GP,GP*C			6,18			5,15			7,21			6,18			10,10			10,10			10,60					
6018 258	GANDHI DDHAIRYA PRATOSH VAISHALI	56	13	69	41	16	57	43	16	59	51	16	67	23	22	45	20	18	38	90	45	135	470	20	157	7.85	
	GR	B	C	C	D	O	D	D	O	D	C	O	C	O	O	O	O	B	A	O	O	O					P
	GP,GP*C			7,21			6,18			6,18			7,21			10,10			9,9			10,60					
6018 259	GONSALVES RAUL ROMEO SUPRIYA	56	15	71	42	16	58	55	19	74	53	17	70	22	24	46	20	19	39	95	46	141	499	20	169	8.45	
	GR	B	A	B	D	O	D	C	O	B	C	O	B	O	O	O	O	A	A	O	O	O					P
	GP,GP*C			8,24			6,18			8,24			8,24			10,10			9,9			10,60					
6018 260	INGLE YASH BHAGVAN SANJIVANI	51	15	66	49	13	62	53	16	69	58	17	75	24	20	44	23	23	46	95	47	142	504	20	170	8.5	
	GR	C	A	C	C	C	C	C	O	C	B	O	A	O	O	O	O	O	O	O	O	O					P
	GP,GP*C			7,21			7,21			7,21			9,27			10,10			10,10			10,60					
6018 261	JOGLEKAR YASHAS DHANANJAY MINAL	46	13	59	51	13	64	60	18	78	46	17	63	24	22	46	22	22	44	95	47	142	496	20	167	8.35	
	GR	D	C	D	C	C	C	A	O	A	D	O	C	O	O	O	O	O	O	O	O	O					P
	GP,GP*C			6,18			7,21			9,27			7,21			10,10			10,10			10,60					
6018 262	KSHIRSAGAR TANAY SANDIP ARTEE	36	16	52	36	11	47	32	15	47	49	15	64	24	24	48	23	23	46	95	45	140	444	20	149	7.45	
	GR	E	O	D	E	D	E	P	A	E	C	A	C	O	O	O	O	O	O	O	O	O					P
	GP,GP*C			6,18			5,15			5,15			7,21			10,10			10,10			10,60					
6018 263	MAHADADALKAR VIRAJ ANIL ARCHANA	34	12	46	47	14	61	61	19	80	56	18	74	20	20	40	22	22	44	95	47	142	487	20	170	8.5	
	GR	P	C	E	D	B	C	A	O	O	B	O	B	O	O	O	O	O	O	O	O	O					P
	GP,GP*C			5,15			7,21			10,30			8,24			10,10			10,10			10,60					

/ : FEMALE, # : 0.229, @ : 0.5042, * : 0.5045, ADC : ADMISSION CANCELLED, RR : RESERVED, -- : Fails in Theory or Practical, RPV : PROVISIONAL, RCC : 0.5050, AA : ABSENT, F : FAILS, P : PASSES, NULL : NULL & VOID
 G : Grade, GP : Grade Points, C : Credits, CP : Credit Points, ΣCG : Sum of Product of Credits & Grades, Σ : Sum of Credit Points, GPA : ΣG / ΣC
 MARKS : ≥80 ≥75 and <80 ≥70 and <75 ≥60 and <70 >50 and <60 ≥45 and <50 ≥40 and <45 <40
 GRADE : O A B C D E F
 GRADE POINT : 10 9 8 7 6 5 4 0

RESULT PREPARED BY : _____

RESULT CHECKED BY : _____

RESULT RECHECKED BY : _____

[Handwritten Signature]

Result Date : _____

EXAMINATION-IN-CHARGE

PRINCIPAL



**FR. CONCEICAO RODRIGUES COLLEGE OF ENGINEERING
(UNIVERSITY OF MUMBAI)
B.E. (MECHANICAL) SEMESTER - VIII (CBC 'C' SCHEME 2019) EXAMINATION MAY 2023**

1. Operations Planning & Control 3. Department Level Optional Course - 6 5. Product Design & Development 7. Major Project - II

2. Department Level Optional Course - 5 4. Institute Level Optional Course - 2 6. Laboratory based on IoT

Seat No.	Candidate Name	-PP1-			-PP2-			-PP3-			-PP4-			-PP5-			-PP6-			-PP7-			Total Marks	≥ C	≥ CG	GPA	Rem.
		TH	IA	Tot	TH	IA	Tot	TH	IA	Tot	TH	IA	Tot	TW	PR	Tot	TW	PR	Tot	TW	OR	Tot					
		80/32	20/8	100/40	80/32	20/8	100/40	80/32	20/8	100/40	80/32	20/8	100/40	25/10	25/10	50/20	25/10	25/10	50/20	100/40	50/20	150/60					
	Credits			3.			3.			3.			3.			1.			1.			6.		20			
6018 264	MAKASARE SHASHANK SATISH CHHAYA	50	14	64	56	14	70	63	15	78	57	17	74	21	20	41	17	15	32	80	42	122	481	20	173	8.65	
	GR	C	B	C	B	B	B	A	A	A	B	O	B	O	O	O	C	C	C	O	O	O					P
	GP,GP*C			7,21			8,24			9,27			8,24			10,10			7,7			10,60					
6018 265	MHATRE YASH SANDESH SWEJAL	32	17	49	49	17	66	59	20	79	52	18	70	24	24	48	20	18	38	90	48	138	488	20	166	8.3	
	GR	P	O	E	C	O	C	B	O	A	C	O	B	O	O	O	O	B	A	O	O	O					P
	GP,GP*C			5,15			7,21			9,27			8,24			10,10			9,9			10,60					
6018 266	PARAB SHUBHAM SHANKAR SUCHITA	61	16	77	42	15	57	43	17	60	54	16	70	21	20	41	19	16	35	80	42	122	462	20	168	8.4	
	GR	A	O	A	D	A	D	D	O	C	C	O	B	O	O	O	A	C	B	O	O	O					P
	GP,GP*C			9,27			6,18			7,21			8,24			10,10			8,8			10,60					
6018 267	PAWAR KEDAR NANDU SHOBHNA	38	09	47	44	17	61	65	16	81	56	17	73	22	21	43	16	16	32	94	43	137	474	20	167	8.35	
	GR	E	E	E	D	O	C	O	O	O	B	O	B	O	O	O	C	C	C	O	O	O					P
	GP,GP*C			5,15			7,21			10,30			8,24			10,10			7,7			10,60					
6018 268	PEREIRA GAVIN NEIL SHARMILA	52	13	65	47	16	63	48	19	67	54	16	70	21	23	44	22	22	44	95	47	142	495	20	167	8.35	
	GR	C	C	C	D	O	C	C	O	C	C	O	B	O	O	O	O	O	O	O	O	O					P
	GP,GP*C			7,21			7,21			7,21			8,24			10,10			10,10			10,60					
6018 269	RAJ ADITYA RAJEEV PREETI	34	17	51	46	20	66	52	19	71	55	17	72	22	22	44	23	23	46	96	47	143	493	20	167	8.35	
	GR	P	O	D	D	O	C	C	O	B	C	O	B	O	O	O	O	O	O	O	O	O					P
	GP,GP*C			6,18			7,21			8,24			8,24			10,10			10,10			10,60					
6018 270	SHARMA NIVESH RAJESH PREETI	39	16	55	55	17	72	66	17	83	72	16	88	21	19	40	20	19	39	90	41	131	508	20	181	9.05	
	GR	E	O	D	C	O	B	O	O	O	O	O	O	O	A	O	O	A	A	O	O	O					P
	GP,GP*C			6,18			8,24			10,30			10,30			10,10			9,9			10,60					
6018 271	VADLEA MELROY NELSON RESHMA	42	13	55	38	15	53	59	19	78	54	17	71	20	21	41	20	18	38	94	45	139	475	20	166	8.3	
	GR	D	C	D	E	A	D	B	O	A	C	O	B	O	O	O	O	B	A	O	O	O					P
	GP,GP*C			6,18			6,18			9,27			8,24			10,10			9,9			10,60					

/ : FEMALE, # : 0.229, @ : 0.5042, * : 0.5045, ADC : ADMISSION CANCELLED, RR : RESERVED, -- : Fails in Theory or Practical, RPV : PROVISIONAL, RCC : 0.5050, AA : ABSENT, F : FAILS, P : PASSES, NULL : NULL & VOID
 G : Grade, GP : Grade Points, C : Credits, CP : Credit Points, ΣG : Sum of Product of Credits & Grades, ΣC : Sum of Credit Points, GPA : ΣG / ΣC
 MARKS : >=80 >=75 and <80 >=70 and <75 >=60 and <70 >=50 and <60 >=45 and <50 >=40 and <45 <40
 GRADE : O A B C D E P F
 GRADE POINT : 10 9 8 7 6 5 4 0

RESULT PREPARED BY : _____

RESULT CHECKED BY : _____

RESULT RECHECKED BY : _____

Result Date :

EXAMINATION-IN-CHARGE



PRINCIPAL

**FR. CONCEICAO RODRIGUES COLLEGE OF ENGINEERING
(UNIVERSITY OF MUMBAI)
B.E. (MECHANICAL) SEMESTER - VIII (CBC 'C' SCHEME 2019) EXAMINATION MAY 2023**

1. Operations Planning & Control 3. Department Level Optional Course - 6 5. Product Design & Development 7. Major Project - II

2. Department Level Optional Course - 5 4. Institute Level Optional Course - 2 6. Laboratory based on IoT

Seat No.	Candidate Name	-PP1-			-PP2-			-PP3-			-PP4-			-PP5-			-PP6-			-PP7-			Total Marks	≥C	≥CG	GPA	Rem.
		TH	IA	Tot	TH	IA	Tot	TH	IA	Tot	TH	IA	Tot	TW	PR	Tot	TW	PR	Tot	TW	OR	Tot					
		80/ 32	20/ 8	100/ 40	80/ 32	20/ 8	100/ 40	80/ 32	20/ 8	100/ 40	80/ 32	20/ 8	100/ 40	25/ 10	25/ 10	50/ 20	25/ 10	25/ 10	50/ 20	100/ 40	50/ 20	150/ 60					
	Credits			3.			3.			3.			3.			1.			1.			6.		20			
6018 272	VICHARE SAHIL SANDEEP SUPRIYA	53	17	70	49	13	62	63	15	78	45	17	62	20	18	38	21	20	41	95	47	142	493	20	172	8.6	
	GR	C	O	B	C	C	C	A	A	A	D	O	C	O	B	A	O	O	O	O	O	O					P
	GP,GP*C			8,24			7,21			9,27			7,21			9,9			10,10			10,60					

/ : FEMALE, # : 0.229, @ : 0.5042, * : 0.5045, ADC : ADMISSION CANCELLED, RR : RESERVED, -- : Fails in Theory or Practical, RPV : PROVISIONAL, RCC : 0.5050, AA : ABSENT, F : FAILS, P : PASSES, NULL : NULL & VOID
 G : Grade, GP : Grade Points, C : Credits, CP : Credit Points, ΣEG : Sum of Product of Credits & Grades, ΣC : Sum of Credit Points, GPA : ΣG / ΣC
 MARKS : ≥80 ≥75 and <80 ≥70 and <75 ≥60 and <70 >-50 and <60 ≥45 and <50 ≥40 and <45 <40
 GRADE : O A B C D E P F
 GRADE POINT : 10 9 8 7 6 5 4 0

RESULT PREPARED BY : _____ RESULT CHECKED BY : _____ RESULT RECHECKED BY : _____

Result Date : _____ EXAMINATION-IN-CHARGE



PRINCIPAL

FR. CONCEICAO RODRIGUES COLLEGE OF ENGINEERING
B.E. Semester - VIII - MAY 2023

BRANCH : Production Engineering

	Regular			A.T.K.T.			Total		
	Male	Female	Total	Male	Female	Total	Male	Female	Total
Total Registered	50	5	55	0	0	0	50	5	55
Absent	0	0	0	0	0	0	0	0	0
P.P.R.	0	0	0	0	0	0	0	0	0
Appeared	50	5	55	0	0	0	50	5	55
Failed	5	0	5	0	0	0	5	0	5
R.C.C.	0	0	0	0	0	0	0	0	0
Passed	45	5	50	0	0	0	45	5	50
Pass %	90	100	91	0	0	0	90	100	91
O (9 & above)	10	4	14	0	0	0	10	4	14
A+ (8 & above)	32	1	33	0	0	0	32	1	33
A (7 & above)	2	0	2	0	0	0	2	0	2
B+ (6 & above)	0	0	0	0	0	0	0	0	0
B (below 6)	1	0	1	0	0	0	1	0	1
R.R.L.E.	2	0	2	0	0	0	2	0	2

**FR. CONCEICAO RODRIGUES COLLEGE OF ENGINEERING
(UNIVERSITY OF MUMBAI)
B.E. (PRODUCTION) SEMESTER - VIII (CBC 'C' SCHEME 2019) EXAMINATION MAY 2023**

1. Automation & Control Engineering
2. Computer Aided Engineering

3. Engineering Economics, Finance, Costing & Inflation
4. Department Level Optional Course - 3

5. Optional Course - I
6. Automation & Control Engg. Lab
7. Computer Aided Engineering Lab
8. Industrial Training & Project

Seat No.	Candidate Name	-PP1-			-PP2-			-PP3-			-PP4-			-PP5-			-PP6-			-PP7-			-PP8-				Total Marks	Σ C	ΣCG	GPA	Rem.	
		TH	IA	Tot	TH	IA	Tot	TH	IA	Tot	TH	IA	Tot	TH	IA	Tot	TW	PR	Tot	TW	PR	Tot	TW	IA	PR	Tot						
		80/32	20/8	100/40	80/32	20/8	100/40	80/32	20/8	100/40	80/32	20/8	100/40	80/32	20/8	100/40	25/10	25/10	50/20	25/10	25/10	50/20	100/40	50/20	50/20	200/80	800					
6038	BOBDE SAMYAK SHASHANK YOGITA	Credits			3.			3.			3.			3.			1.			1.			20.					37				
100	GR	23F	12E	--	17F	08E	--	32E	13E	45	25F	13E	--	21F	12E	--	19E	AA	--	16E	AA	--	AA	AA	AA	--	211	3	15			
	GP,GP*C	F	C	--	F	P	--	P	C	E	F	C	--	F	C	--	A		--	C		--				--					F	
6038	PASSANHA OLAF LOUIS OWEN VANESSA	GP,GP*C	*	--			--			5,15			--			--			--			--				--						
	GR	27	16	43	35	16	51	41	16	57	36	15	51	36	17	53	21	21	42	23	22	45	95	45	47	187	529	37	307	8.3		
101	MARIA	GR	P	O	E	P	O	D	D	O	D	E	A	D	E	O	D	O	O	O	O	O	O	O	O	O	*				P	
	GP,GP*C			5,15			6,18			6,18			6,18			6,18			10,10			10,10				10,200					(*0.5045)	
6038	RAYTE ANIKET SANDIP SANGITA	GR	44	14	58	33	17	50	57	17	74	57	17	74	59	18	77	19	22	41	18	20	38	95	46	46	187	599	37	330	8.92	
102	GR	D	B	D	P	O	D	B	O	B	B	O	B	B	O	A	A	O	O	B	O	A	O	O	O	O					P	
	GP,GP*C			6,18			6,18			8,24			8,24			9,27			10,10			9,9				10,200						
6038	BAND YASH VIJAY JYOTSNA	GR	23F	13E	--	20F	15E	--	38E	08E	46	34E	12E	46	14F	08E	--	18E	14E	32	16E	15E	31	90E	44E	46E	180	428	28	244		F
103	GR	F	C	--	F	A	--	E	P	E	P	C	E	F	P	--	B	D	C	C	C	C	O	O	O	O						
	GP,GP*C			--			--			5,15			5,15			--			7,7			7,7				10,200						
6038	RANEN FERNANDES	GR	41	18	59	55	19	74	58	18	76	57	19	76	58	19	77	23	21	44	24	24	48	96	48	48	192	646	37	343	9.27	
104	GR	D	O	D	C	O	B	B	O	A	B	O	A	B	O	A	O	O	O	O	O	O	O	O	O	O					P	
	GP,GP*C			6,18			8,24			9,27			9,27			9,27			10,10			10,10				10,200						
6038	JADHAV SHUBHAM SAMBHAJI SUSHMA	GR	65	17	82	61	19	80	60	15	75	60	14	74	62	18	80	22	19	41	22	22	44	95	47	48	190	666	37	361	9.76	
105	GR	O	O	O	A	O	O	A	A	A	A	B	B	A	O	O	O	A	O	O	O	O	O	O	O	O					P	
	GP,GP*C			10,30			10,30			9,27			8,24			10,30			10,10			10,10				10,200						
6038	JATALE SIDDHANT VITTHAL POONAM	GR	52	18	70	41	18	59	67	19	86	59	18	77	67	18	85	23	22	45	23	22	45	95	46	45	186	653	37	349	9.43	
106	GR	C	O	B	D	O	D	O	O	O	B	O	A	O	O	O	O	O	O	O	O	O	O	O	O	O					P	
	GP,GP*C			8,24			6,18			10,30			9,27			10,30			10,10			10,10				10,200						
6038	KHAN HASNAIN ISMAIL TANVEER	GR	44	16	60	48	16	64	61	18	79	57	17	74	56	18	74	21	21	42	23	23	46	96	46	46	188	627	37	337	9.11	
107	GR	D	O	C	C	O	C	A	O	A	B	O	B	B	O	B	O	O	O	O	O	O	O	O	O	O					P	
	GP,GP*C			7,21			7,21			9,27			8,24			8,24			10,10			10,10				10,200						
6038	/ LOUIS VAILANKA FLEUR HELEN	GR	47	17	64	40	16	56	48	19	67	56	18	74	65	18	83	22	20	42	24	22	46	96	46	46	188	620	37	334	9.03	
108	GR	D	O	C	D	O	D	C	O	C	B	O	B	O	O	O	O	O	O	O	O	O	O	O	O	O					P	
	GP,GP*C			7,21			6,18			7,21			8,24			10,30			10,10			10,10				10,200						
6038	/ MAHADIK RHUTIKA MANOHAR MANASI	GR	57	16	73	43	17	60	64	19	83	57	15	72	65	18	83	21	20	41	24	21	45	94	45	45	184	641	37	349	9.43	
109	GR	B	O	B	D	O	C	O	O	O	B	A	B	O	O	O	O	O	O	O	O	O	O	O	O	O					P	
	GP,GP*C			8,24			7,21			10,30			8,24			10,30			10,10			10,10				10,200						

/: FEMALE, #: 0.229, @ : 0.5042, * : 0.5045, ADC : ADMISSION CANCELLED, RR : RESERVED, -- : Fails in Theory or Practical, RPV : PROVISIONAL, RCC : 0.5050, AA : ABSENT, F : FAILS, P : PASSES, NULL : NULL & VOID
G : Grade, GP : Grade Points, C : Credits, CP : Credit Points, ΣCG : Sum of Product of Credits & Grades, ΣC : Sum of Credit Points, GPA : ΣCG / ΣC
MARKS : >=80 >=75 and <80 >=70 and <75 >=60 and <70 >=50 and <60 >=45 and <50 >=40 and <45 <40
GRADE : O A B C D E P F
GRADE POINT : 10 9 8 7 6 5 4 0



**FR. CONCEICAO RODRIGUES COLLEGE OF ENGINEERING
(UNIVERSITY OF MUMBAI)**

B.E. (PRODUCTION) SEMESTER - VIII (CBC 'C' SCHEME 2019) EXAMINATION MAY 2023

1. Automation & Control Engineering
2. Computer Aided Engineering
3. Engineering Economics, Finance, Costing & Inventory Management Optional Course - I
4. Department Level Optional Course - 3
5. Automation & Control Engg. Lab
6. Computer Aided Engineering Lab
7. Industrial Training & Project

Seat No.	Candidate Name	-PP1-			-PP2-			-PP3-			-PP4-			-PP5-			-PP6-			-PP7-			-PP8-				Total Marks	Σ C	ΣCG	GPA	Rem.
		TH	IA	Tot	TH	IA	Tot	TH	IA	Tot	TH	IA	Tot	TH	IA	Tot	TW	PR	Tot	TW	PR	Tot	TW	IA	PR	Tot					
		80/32	20/8	100/40	80/32	20/8	100/40	80/32	20/8	100/40	80/32	20/8	100/40	80/32	20/8	100/40	25/10	25/10	50/20	25/10	25/10	50/20	100/40	50/20	50/20	200/80	800				
6038110	MANIKOTH AMOGH VINODAN SMITHA	Credits		3.	3.		3.		3.		3.		3.		1.		1.		20.				37								
		45	15	60	45	13	58	38	14	52	53	14	67	49	15	64	20	20	40	22	19	41	95	48	47	190	572	37	319	8.62	
		GP,GP°C		7,21		6,18		6,18		7,21		7,21		10,10		10,10		10,200													
6038111	MARDE ADVAIT BHUSHAN SWATI	32	17	49	46	16	62	47	18	65	54	16	70	61	17	78	22	21	43	22	21	43	95	46	46	187	597	37	328	8.86	P
		GP,GP°C		5,15		7,21		7,21		8,24		9,27		10,10		10,10		10,200													
6038112	NADAR UPKAR SURESH	35	17	52	61	17	78	72	19	91	59	19	78	65	18	83	22	23	45	22	23	45	95	48	47	190	662	37	352	9.51	P
		GP,GP°C		6,18		9,27		10,30		9,27		10,30		10,10		10,10		10,200													
6038113	NIKALJE SAHIL SIDDHARTH NANDA	44	18	62	45	16	61	60	19	79	51	18	69	63	18	81	23	20	43	21	22	43	95	46	45	186	624	37	340	9.19	P
		GP,GP°C		7,21		7,21		9,27		7,21		10,30		10,10		10,10		10,200													
6038114	PAGAR VISHAL SANJAY SUREKHA	39	15	54	32	15	47	51	17	68	59	14	73	61	16	77	20	22	42	18	18	36	89	45	45	179	576	37	323	8.73	P
		GP,GP°C		6,18		5,15		7,21		8,24		9,27		10,10		8,8		10,200													
6038115	PARAB OMKAR ARUN APARNA	44	14	58	37	13	50	56	18	74	55	16	71	49	18	67	19	22	41	24	24	48	91	44	45	180	589	37	325	8.78	P
		GP,GP°C		6,18		6,18		8,24		8,24		7,21		10,10		10,10		10,200													
6038116	PATTANI HARSH DILIP BHAVINI	35	14	49	32	11	43	43	18	61	45	11	56	43	15	58	19	23	42	17	15	32	96	46	46	188	529	37	301	8.14	P
		GP,GP°C		5,15		4,12		7,21		6,18		6,18		10,10		7,7		10,200													
6038117	/ SABBAN SANSKRITI SACHIN KIRTI	58	15	73	43	18	61	67	19	86	57	19	76	63	19	82	20	20	40	22	20	42	95	47	48	190	650	37	352	9.51	P
		GP,GP°C		8,24		7,21		10,30		9,27		10,30		10,10		10,10		10,200													
6038118	SHARMA ANMOL ASHOK KUMAR ANITA	32	13	45	36	11	47	46	17	63	33	10	43	48	17	65	19	21	40	15	15	30	70	35	35	140	473	37	261	7.05	P
		GP,GP°C		5,15		5,15		7,21		4,12		7,21		10,10		7,7		8,160													
6038119	SHEWALE DHIRAJ PRALHAD CHHAYA	42	12	54	43	14	57	53	17	70	44	16	60	50	15	65	19	21	40	19	19	38	89	45	45	179	563	37	321	8.68	P
		GP,GP°C		6,18		6,18		8,24		7,21		7,21		10,10		9,9		10,200													

/ : FEMALE, # : 0.229, @ : 0.5042, * : 0.5045, ADC : ADMISSION CANCELLED, RR : RESERVED, -- : Fails in Theory or Practical, RPV : PROVISIONAL, RCC : 0.5050, AA : ABSENT, F : FAILS, P : PASSES, NULL : NULL & VOID
 G : Grade, GP : Grade Points, C : Credits, CP : Credit Points, ΣCG : Sum of Product of Credits & Grades, ΣC : Sum of Credit Points, GPA : ΣCG / ΣC
 MARKS : >=80 >=75 and <80 >=70 and <75 >=60 and <70 >=50 and <60 >=45 and <50 >=40 and <45 <40
 GRADE : O A B C D E P F
 GRADE POINT : 10 9 8 7 6 5 4 0



**FR. CONCEICAO RODRIGUES COLLEGE OF ENGINEERING
(UNIVERSITY OF MUMBAI)
B.E. (PRODUCTION) SEMESTER - VIII (CBC 'C' SCHEME 2019) EXAMINATION MAY 2023**

1. Automation & Control Engineering
2. Computer Aided Engineering

3. Engineering Economics, Finance, Costing & Inventory Management Optional Course - I
4. Department Level Optional Course - 3 6. Automation & Control Engg. Lab

7. Computer Aided Engineering Lab
8. Industrial Training & Project

Seat No.	Candidate Name	-PP1-			-PP2-			-PP3-			-PP4-			-PP5-			-PP6-			-PP7-			-PP8-				Total Marks	C	CG	GPA	Rem.
		TH	IA	Tot	TH	IA	Tot	TH	IA	Tot	TH	IA	Tot	TH	IA	Tot	TW	PR	Tot	TW	PR	Tot	TW	IA	PR	Tot					
		80/	20/	100/	80/	20/	100/	80/	20/	100/	80/	20/	100/	80/	20/	100/	25/	25/	50/	25/	25/	50/	100/	50/	50/	200/	800				
		32	8	40	32	8	40	32	8	40	32	8	40	32	8	40	10	10	20	10	10	20	40	20	20	80	37				
		Credits			3.			3.			3.			3.			1.			1.			20.								
6038 120	SINGH MADHVENDRA AMIT ANSHU	56	14	70	62	17	79	64	18	82	59	19	78	68	17	85	19	21	40	22	22	44	94	46	45	185	663	37	358	9.68	
	GR	B	B	B	A	O	A	O	O	O	B	O	A	O	O	O	A	O	O	O	O	O	O	O	O	O					P
	GP,GP*C	8,24			9,27			10,30			9,27			10,30			10,10			10,10			10,200								
6038 121	/ SOLANKI DIMPLE KUNWAR MADANSINGH DEVIKUNWAR	59	17	76	67	19	86	67	19	86	61	20	81	61	17	78	22	20	42	24	23	47	95	47	48	190	686	37	364	9.84	
	GR	B	O	A	O	O	O	O	O	O	A	O	O	A	O	A	O	O	O	O	O	O	O	O	O	O				P	
	GP,GP*C	9,27			10,30			10,30			10,30			9,27			10,10			10,10			10,200								
6038 122	TANDALE PRANAV SACHIN POONAM	59	17	76	54	14	68	60	17	77	52	17	69	55	17	72	22	22	44	24	22	46	90	44	43	177	629	37	340	9.19	
	GR	B	O	A	C	B	C	A	O	A	C	O	C	C	O	B	O	O	O	O	O	O	O	O	O	O				P	
	GP,GP*C	9,27			7,21			9,27			7,21			8,24			10,10			10,10			10,200								
6038 123	AHIRWAR SHANIKUMAR BHIMRAJ VIDYADEVI	33	15	48	35	17	52	40	17	57	53	15	68	47	17	64	20	22	42	23	21	44	95	46	45	186	561	37	313	8.46	
	GR	P	A	E	P	O	D	D	O	D	C	A	C	D	O	C	O	O	O	O	O	O	O	O	O	O				P	
	GP,GP*C	5,15			6,18			6,18			7,21			7,21			10,10			10,10			10,200								
6038 124	ALI AADIL AKBAR TABASSUM	34	14	48	36	16	52	50	17	67	51	14	65	48	17	65	19	20	39	22	20	42	89	45	45	179	557	37	315	8.51	
	GR	P	B	E	E	O	D	C	O	C	C	B	C	C	O	C	A	O	A	O	O	O	O	O	O	O				P	
	GP,GP*C	5,15			6,18			7,21			7,21			7,21			9,9			10,10			10,200								
6038 125	DURGAWALE PRASHIL MUKUND MRUNALI	23F	13E	--	32E	13E	45	38E	17E	55	48E	12E	60	50E	18E	68	19E	21E	40	19E	17E	36	85E	40E	42E	167	507	34	293		
	GR	F	C	--	P	C	E	E	O	D	C	C	C	C	O	C	A	O	O	A	C	B	O	O	O	O				F	
	GP,GP*C	--			5,15			6,18			7,21			7,21			10,10			8,8			10,200								
6038 126	GANDHI UMANG SUHAS NAYNA	52	16	68	64	19	83	63	19	82	63	17	80	67	19	86	22	22	44	24	24	48	94	44	45	183	674	37	361	9.76	
	GR	C	O	C	O	O	O	A	O	O	A	O	O	O	O	O	O	O	O	O	O	O	O	O	O	O				P	
	GP,GP*C	7,21			10,30			10,30			10,30			10,30			10,10			10,10			10,200								
6038 127	INDULKAR VIVEK SANJAY SUKANYA	32	17	49	32	15	47	46	16	62	38	11	49	38	17	55	22	21	43	19	19	38	95	45	45	185	528	37	303	8.19	
	GR	P	O	E	P	A	E	D	O	C	E	D	E	E	O	D	O	O	O	A	A	A	O	O	O	O				P	
	GP,GP*C	5,15			5,15			7,21			5,15			6,18			10,10			9,9			10,200								
6038 128	ISAME HRISHIKESH SANJAY SAYALI	40	13	53	43	14	57	51	17	68	49	16	65	54	17	71	19	23	42	18	19	37	94	45	45	184	577	37	320	8.65	
	GR	D	C	D	D	B	D	C	O	C	C	O	C	C	O	B	A	O	O	B	A	B	O	O	O	O				P	
	GP,GP*C	6,18			6,18			7,21			7,21			8,24			10,10			8,8			10,200								
6038 129	KHAN AHSAN AYUB KHAIRUNNISA	28F	12E	--	22F	15E	--	39E	15E	54	38E	13E	51	41E	16E	57	19E	14E	33	20E	18E	38	76E	39E	35E	150	460	31	250		
	GR	F	C	--	F	A	--	E	A	D	E	C	D	D	O	D	A	D	C	O	B	A	A	A	B	A				F	
	GP,GP*C	--			--			6,18			6,18			6,18			7,7			9,9			9,180								

MARKS : >=80 : >=75 and <80 : >=70 and <75 : >=60 and <70 : >=50 and <60 : >=45 and <50 : >=40 and <45 : <40
 GRADE : F : FAIL, # : 0.229, @ : 0.5042, * : 0.5045, ADC : ADMISSION CANCELLED, RR : RESERVED, -- : Fails in Theory or Practical, RPV : PROVISIONAL, RCC : 0.5050, AA : ABSENT, F : FAILS, P : PASSES, NULL : NULL & VOID
 GRADE : GP : Grade Points, C : Credits, CP : Credit Points, CG : Sum of Product of Credits & Grades, C : Sum of Credit Points, GPA : CG / C
 GRADE POINT : 10 9 8 7 6 5 4 0

RESULT PREPARED BY : _____

RESULT CHECKED BY : _____

RESULT RECHECKED BY : _____



Result Date : _____

EXAMINATION-IN-CHARGE

PRINCIPAL

**FR. CONCEICAO RODRIGUES COLLEGE OF ENGINEERING
(UNIVERSITY OF MUMBAI)
B.E. (PRODUCTION) SEMESTER - VIII (CBC 'C' SCHEME 2019) EXAMINATION MAY 2023**

1. Automation & Control Engineering
2. Computer Aided Engineering

3. Engineering Economics, Finance, Costing & Inventory Management Optional Course - I
4. Department Level Optional Course - 3 6. Automation & Control Engg. Lab

7. Computer Aided Engineering Lab
8. Industrial Training & Project

Seat No.	Candidate Name	-PP1-			-PP2-			-PP3-			-PP4-			-PP5-			-PP6-			-PP7-			-PP8-				Total Marks	≥C	≥CG	GPA	Rem.
		TH	IA	Tot	TH	IA	Tot	TH	IA	Tot	TH	IA	Tot	TH	IA	Tot	TW	PR	Tot	TW	PR	Tot	TW	IA	PR	Tot					
		80/	20/	100/	80/	20/	100/	80/	20/	100/	80/	20/	100/	80/	20/	100/	25/	25/	50/	25/	25/	50/	100/	50/	50/	200/					
		32	8	40	32	8	40	32	8	40	32	8	40	32	8	40	10	10	20	10	10	20	40	20	20	80	800				
6038	KHAN SALMAN FIROZ TABASSUM	Credits			3.			3.			3.			3.			3.			1.			1.				20.		37		
130		GR	E	O	D	D	O	D	C	O	C	C	B	C	D	O	D	O	O	O	O	O	O	A	A	B	A				P
6038	KHEDEKAR PRATHMESH PRADIP SUJATA	GP,GP*C			6,18			6,18			7,21			7,21			6,18			10,10			10,10				9,180				
131		GR	P	A	D	C	O	C	B	O	B	C	A	C	B	O	B	O	O	O	A	A	A	O	O	O	O				P
6038	KONAR ARUMUGAM SUDALAIMANI SUBHA	GP,GP*C			6,18			7,21			8,24			7,21			8,24			10,10			9,9				10,200				
		GR	D	O	D	D	O	C	D	O	C	C	O	C	E	O	D	O	O	O	C	C	C	O	O	O	O				P
132	LASHMI	GR			6,18			7,21			7,21			7,21			6,18			10,10			7,7				10,200				
6038	LOBO JOEL JOACHIM RENITA	GP,GP*C			6,18			7,21			7,21			7,21			6,18			10,10			7,7				10,200				
133		GR	P	A	E	P	C	E	D	O	D	D	B	D	C	O	C	O	O	O	C	B	B	O	O	O	O	*			P
6038		GP,GP*C			5,15			5,15			6,18			6,18			7,21			10,10			8,8				10,200				(*0.5045)
6038	MACHADO SAMSON JOACHIM SHOBHANA	GP,GP*C			5,15			6,18			7,21			7,21			8,24			9,9			7,7				10,200				
134		GR	P	B	E	E	O	D	C	O	C	C	B	C	C	O	B	A	O	A	C	C	C	O	O	O	O				P
6038	MACHADO SHELDON SIMON JOYNA	GP,GP*C			5,15			6,18			7,21			7,21			8,24			9,9			7,7				10,200				
135		GR	P	A	D	P	C	E	C	O	C	C	O	B	B	O	A	O	A	A	B	A	B	O	O	O	O				P
6038	MANJALKAR VISHAL MANOHAR	GP,GP*C			6,18			5,15			7,21			8,24			9,27			9,9			8,8				10,200				
		GR	P	A	D	P	C	P	D	O	D	D	O	C	E	O	D	O	O	O	A	O	A	O	O	O	O				P
6038	MISTRY ABHISHEK JAYWANT KALPANA	GP,GP*C			6,18			5,15			7,21			8,24			9,27			9,9			8,8				10,200				
136	GITANJALI	GR	P	A	D	P	C	P	D	O	D	D	O	C	E	O	D	O	O	O	A	O	A	O	O	O	O				P
6038		GP,GP*C			6,18			4,12			6,18			7,21			6,18			10,10			9,9				10,200				
137	MISTRY ABHISHEK JAYWANT KALPANA	GR	P	C	E	P	P	P	E	C	D	P	A	E	P	B	E	A	A	A	C	C	C	E	P	P	P				P
6038		GP,GP*C			5,15			4,12			6,18			5,15			5,15			9,9			7,7				4,80				
6038	MUKRI YAHYA NISAR DILSHAD	GR	E	D	E	E	C	D	C	O	B	B	O	B	C	A	C	A	O	A	C	A	B	O	O	O	O				P
138		GP,GP*C			5,15			6,18			8,24			8,24			7,21			9,9			8,8				10,200				
6038	NAIK RUSHIKESH SHAILESH REVATI	GR	P	O	E	P	A	E	D	O	D	D	B	D	C	O	C	O	O	O	B	O	A	O	O	O	O				P
139		GP,GP*C			5,15			5,15			6,18			6,18			7,21			10,10			9,9				10,200				

/ : FEMALE, # : 0.229, @ : 0.5042, * : 0.5045, ADC : ADMISSION CANCELLED, RR : RESERVED, -- : Fails in Theory or Practical, RPV : PROVISIONAL, RCC : 0.5050, AA : ABSENT, F : FAILS, P : PASSES, NULL : NULL & VOID
G : Grade, GP : Grade Points, C : Credits, CP : Credit Points, ≥CG : Sum of Product of Credits & Grades, ∑ : Sum of Credit Points, GPA : ∑G / ∑



**FR. CONCEICAO RODRIGUES COLLEGE OF ENGINEERING
(UNIVERSITY OF MUMBAI)
B.E. (PRODUCTION) SEMESTER - VIII (CBC 'C' SCHEME 2019) EXAMINATION MAY 2023**

1. Automation & Control Engineering
2. Computer Aided Engineering

3. Engineering Economics, Finance, Costing & Inventory Management Optional Course - I
4. Department Level Optional Course - 3 6. Automation & Control Engg. Lab

7. Computer Aided Engineering Lab
8. Industrial Training & Project

Seat No.	Candidate Name	-PP1-			-PP2-			-PP3-			-PP4-			-PP5-			-PP6-			-PP7-			-PP8-				Total Marks	Σ C	ΣCG	GPA	Rem.
		TH	IA	Tot	TH	IA	Tot	TH	IA	Tot	TH	IA	Tot	TH	IA	Tot	TW	PR	Tot	TW	PR	Tot	TW	IA	PR	Tot					
		80/32	20/8	100/40	80/32	20/8	100/40	80/32	20/8	100/40	80/32	20/8	100/40	80/32	20/8	100/40	25/10	25/10	50/20	25/10	25/10	50/20	100/40	50/20	50/20	200/80	800				
6038 140	PANCHAL ASHISH VINODKUMAR SONAL			3.			3.			3.			3.			3.			1.			1.				20.		37			
	GR	D	O	C	O	O	O	B	O	A	A	O	O	O	O	O	O	O	O	O	O	O	O	O	O	O					P
	GP,GP°C			7,21			10,30			9,27			10,30			10,30			10,10			10,10				10,200					
6038 141	PANCHAL NIRAV DINESH HARSHA	32	13	45	33	13	46	32	15	47	33	16	49	32	16	48	19	20	39	17	16	33	85	40	42	167	474	37	291	7.86	
	GR	P	C	E	P	C	E	P	A	E	P	O	E	P	O	E	A	O	A	C	C	C	O	O	O	O					P
	GP,GP°C			5,15			5,15			5,15			5,15			5,15			9,9			7,7				10,200					
6038 142	PARADKAR RUGVED SURENDRA SNEHA	51	14	65	36	12	48	61	18	79	57	16	73	54	16	70	19	19	38	16	18	34	95	46	45	186	593	37	327	8.84	
	GR	C	B	C	E	C	E	A	O	A	B	O	B	C	O	B	A	A	A	C	B	C	O	O	O	O					P
	GP,GP°C			7,21			5,15			9,27			8,24			8,24			9,9			7,7				10,200					
6038 143	PARMAR DHURUV MANISH RAJESHRI	44	14	58	32	15	47	56	17	73	45	19	64	41	17	58	19	20	39	19	17	36	92	46	46	184	559	37	313	8.46	
	GR	D	B	D	P	A	E	B	O	B	D	O	C	D	O	D	A	O	A	A	C	B	O	O	O	O					P
	GP,GP°C			6,18			5,15			8,24			7,21			6,18			9,9			8,8				10,200					
6038	PATEL WASIMUDDIN NEEJAMUDDIN	32	15	47	32	08	40	44	18	62	47	09	56	41	17	58	20	20	40	17	15	32	93	45	45	183	518	37	301	8.14	
144	SAMEENA	P	A	E	P	P	P	D	O	C	D	E	D	D	O	D	O	O	O	C	C	C	O	O	O	O					P
	GP,GP°C			5,15			4,12			7,21			6,18			6,18			10,10			7,7				10,200					
6038 145	PAWAR OMKAR SANJAY SANJYOT	42	14	56	32	09	41	32	16	48	43	12	55	43	17	60	19	20	39	17	19	36	80	40	40	160	495	37	301	8.14	
	GR	D	B	D	P	E	P	P	O	E	D	C	D	D	O	C	A	O	A	C	A	B	O	O	O	O					P
	GP,GP°C			6,18			4,12			5,15			6,18			7,21			9,9			8,8				10,200					
6038 146	/ POL SONIA MAHENDRA SANGITA	33	16	49	42	18	60	59	19	78	52	18	70	41	18	59	21	20	41	18	19	37	96	48	48	192	586	37	323	8.73	
	GR	P	O	E	D	O	C	B	O	A	C	O	B	D	O	D	O	O	O	B	A	B	O	O	O	O					P
	GP,GP°C			5,15			7,21			9,27			8,24			6,18			10,10			8,8				10,200					
6038 147	RANE HEMANSHU ASHOK NIRMALA	35E	16E	51	32E	17E	49	21F	18E		25F	14E		19F	17E		21E	20E	41	23E	22E	45	94E	45E	45E	184	484	28	253		F
	GR	P	O	D	P	O	E	F	O		F	B		F	O		O	O	O	O	O	O	O	O	O	O					F
	GP,GP°C			6,18			5,15												10,10			10,10				10,200					
6038 148	SHAIKH AADIL ZIAULHAQ AAISHA	*	17	42	32	11	43	43	15	58	38	15	53	42	15	57	22	21	43	17	19	36	95	45	45	185	517	37	299	8.08	
	GR	P	O	E	P	D	P	D	A	D	E	A	D	D	A	D	O	O	O	C	A	B	O	O	O	O	*				P

6038 149	SHETKAR DEEPEN VILAS SUSHMITA	41	17	58	35	15	50	51	16	67	43	14	57	51	17	68	22	23	45	19	20	39	96	46	46	188	572	37	315	8.51	
	GR	D	O	D	P	A	D	C	O	C	D	B	D	C	O	C	O	O	O	A	O	A	O	O	O	O					P
	GP,GP°C			6,18			6,18			7,21			6,18			7,21			10,10			9,9				10,200					

/ : FEMALE, # : 0.229, @ : 0.5042, * : 0.5045, ADC : ADMISSION CANCELLED, RR : RESERVED, -- : Fails in Theory or Practical, RPV : PROVISIONAL, RCC : 0.5050, AA : ABSENT, F : FAILS, P : PASSES, NULL : NULL & VOID
 G : Grade, GP : Grade Points, C : Credits, CP : Credit Points, ΣCG : Sum of Product of Credits & Grades, ΣC : Sum of Credit Points, GPA : ΣG / ΣC
 MARKS : >=80 >=75 and <80 >=70 and <75 >=60 and <70 >=50 and <60 >=45 and <50 >=40 and <45 <40
 GRADE : O A B C D E P F



**FR. CONCEICAO RODRIGUES COLLEGE OF ENGINEERING
(UNIVERSITY OF MUMBAI)
B.E. (PRODUCTION) SEMESTER - VIII (CBC 'C' SCHEME 2019) EXAMINATION MAY 2023**

1. Automation & Control Engineering
2. Computer Aided Engineering

3. Engineering Economics, Finance, Costing & Inflation
4. Department Level Optional Course - 3

5. Optional Course - I
6. Automation & Control Engg. Lab
7. Computer Aided Engineering Lab
8. Industrial Training & Project

Seat No.	Candidate Name	-PP1-			-PP2-			-PP3-			-PP4-			-PP5-			-PP6-			-PP7-				-PP8-				Total Marks	Σ C	Σ CG	GPA	Rem.
		TH	IA	Tot	TH	IA	Tot	TH	IA	Tot	TH	IA	Tot	TH	IA	Tot	TW	PR	Tot	TW	PR	Tot	TW	IA	PR	Tot						
		80/32	20/8	100/40	80/32	20/8	100/40	80/32	20/8	100/40	80/32	20/8	100/40	80/32	20/8	100/40	25/10	25/10	50/20	25/10	25/10	50/20	100/40	50/20	50/20	200/80	800					
	Credits			3.			3.			3.			3.			3.			1.			1.				20.		37				
6038 150	SHETTY AAKASH AVINASH SHILPA	44	15	59	35	14	49	51	18	69	49	13	62	50	17	67	20	24	44	18	19	37	96	46	46	188	575	37	314	8.49		
	GR	D	A	D	P	B	E	C	O	C	C	C	C	C	O	C	O	O	O	B	A	B	O	O	O	O					P	
	GP,GP*C			6,18			5,15			7,21			7,21			7,21			10,10			8,8				10,200						
6038 151	TALGAONKAR SHIVAM SANDEEP SHRUTI	34	16	50	35	17	52	52	17	69	50	19	69	57	18	75	21	21	42	22	22	44	96	46	46	188	589	37	325	8.78		
	GR	P	O	D	P	O	D	C	O	C	C	O	C	B	O	A	O	O	O	O	O	O	O	O	O	O					P	
	GP,GP*C			6,18			6,18			7,21			7,21			9,27			10,10			10,10				10,200						
6038 152	TEMBULKAR DHRUV SALIL SANGEETA	34	16	50	44	18	62	43	17	60	55	16	71	60	18	78	21	23	44	16	21	37	89	45	45	179	581	37	329	8.89		
	GR	P	O	D	D	O	C	D	O	C	C	O	B	A	O	A	O	O	O	C	O	B	O	O	O	O					P	
	GP,GP*C			6,18			7,21			7,21			8,24			9,27			10,10			8,8				10,200						
6038 153	UKE MANTHAN RATNAKAR RATNAPRABH	28	15	43	32	16	48	34	16	50	36	18	54	42	18	60	20	22	42	23	23	46	96	46	46	188	531	37	307	8.3		
	GR	P	A	E	P	O	E	P	O	D	E	O	D	D	O	C	O	O	O	O	O	O	O	O	O	O	*				P	
	GP,GP*C			5,15			5,15			6,18			6,18			7,21			10,10			10,10				10,200				(*0.504)		
6038 154	VANIS SUMEDH PRAFULL SATYASHEEL	27	15	42	35	15	50	40	14	54	39	14	53	37	16	53	20	22	42	17	17	34	91	40	43	174	502	37	304	8.22		
	GR	P	A	E	P	A	D	D	B	D	E	B	D	E	O	D	O	O	O	C	C	C	O	O	O	O	*				P	
	GP,GP*C			5,15			6,18			6,18			6,18			6,18			10,10			7,7				10,200				(*0.504)		

/ : FEMALE, # : 0.229, @ : 0.5042, * : 0.5045, ADC : ADMISSION CANCELLED, RR : RESERVED, -- : Fails in Theory or Practical, RPV : PROVISIONAL, RCC : 0.5050, AA : ABSENT, F : FAILS, P : PASSES, NULL : NULL & VOID
 G : Grade, GP : Grade Points, C : Credits, CP : Credit Points, ΣCG : Sum of Product of Credits & Grades, ΣC : Sum of Credit Points, GPA : ΣG / ΣC
 MARKS : >=80 >=75 and <80 >=70 and <75 >=60 and <70 >=50 and <60 >=45 and <50 >=40 and <45 <40
 GRADE : O A B C D E P F
 GRADE POINT : 10 9 8 7 6 5 4 0

RESULT PREPARED BY : _____ RESULT CHECKED BY : _____ RESULT RECHECKED BY : _____

Result Date :



EXAMINATION-IN-CHARGE

[Handwritten Signature]

PRINCIPAL

